

El Camino College
College Council Annual Self-Evaluation
Five-Year Trends (2011-16)

A. Committee Purpose

1. CC Responsibility (AP 2510)	2011-12 (n=12)	2012-13 (n=13)	2013-14 (n=10)	2014-15 (n=11)	2015-16 (n=12)	5-Yr Trend
a. Reviews recommendations from committees.	3.92	4.42	3.60	4.64	4.58	
b. Primary source for discussion re: College issues/policies.	4.25	4.75	4.78	4.73	4.67	
c. Provides feedback to the Superintendent/President.	4.25	4.46	4.78	4.82	4.75	
d. Focuses on broad issues.	3.92	4.31	4.33	4.45	4.50	
e. Operates by consensus or majority vote in advisory cap.	4.00	4.00	4.22	4.73	4.58	
f. Supports/abides by areas governed by CBAs.*	4.08	4.69	4.78	4.73	4.58	
g. Supports/abides by areas legally delegated to AS.**	3.75	4.54	4.67	4.64	4.67	
h. Ensures that major recs are consistent with the mission.	3.83	4.23	4.22	4.64	4.73	
i. Primarily focuses on students.	3.58	3.62	3.56	4.00	4.33	

*CBA=Collective Bargaining Agreement.

**AS=Academic Senate

Scale: Very Well=5 to Not addressed at all=1

Purpose: "To facilitate communication and serve as a forum to exchange information that affects the college community."

2. Fulfillment of Purpose.	2014-15	2015-16
a. Facilitated communication.	2.82	3.50
b. Served as a forum to exchange info that affects college community.	2.91	3.67

Scale: Very Well=3 to Not very well=1

E. Overall Evaluation (Final Grade)

In terms of how well it 1) fulfills its purpose, 2) functions effectively, and 3) works actively toward its goals, what grade would you assign to College Council overall?	3.5	B+
--	------------	-----------

B. Annual Goals (2015-16)

How well did the committee accomplish the following (Counts):

Counts (out of 11 who responded)	Completed	Mostly completed	Partially completed	Not started
4. Support initiatives of ECC Compton Center to train staff/faculty/committees in preparation for accreditation through quarterly reports and discussion.	2	4	4	1

How well did the committee accomplish the following (Percentages):

Percentages (out of 11 who responded)	Completed	Mostly completed	Partially completed	Not started
4. Support initiatives of ECC Compton Center to train staff/faculty/committees in preparation for accreditation through quarterly reports and discussion.	18.2%	36.4%	36.4%	9.1%

C. Effective Functioning of College Council (2015-16)

I have the opportunity to:

	Yes	No	Not sure or N/A
a. Participate in a process to review the committee's purpose.	92%		8%
b. Review the Making Decisions at El Camino College document during a committee meeting.	83%		17%
c. Participate in goal-setting for the committee.	83%	8%	8%
d. Review progress on the committee's annual goals.	75%	8%	17%

Overall, I:

	Yes	No	Not sure or N/A
a. Have a good understanding of the committee's purpose and responsibilities.	100%		
b. Have a good understanding of my role on the committee.	100%		
c. Received a copy of meeting agendas sufficiently in advance to review (and consult, where applicable).	92%		8%
d. Have a regular practice of communicating with the constituents whom I represent.	75%		25%
e. Received supporting materials in advance to review (and consult, where applicable).	92%		8%
f. Received an orientation to this committee when I began my term of membership.	75%		25%

D. Strategic Initiative C (Collaboration)

10. To what degree does this committee fulfill the following?

	Very well	Somewhat well	Not very well	Not sure
a. This committee's purpose statement incorporates the spirit of Strategic Initiative C.	82%	18%		
b. This committee actualizes Strategic Initiative C.	82%	17%		

Note: Missing values excluded from percentage calculations.

El Camino College

Progress on 2015-16 Goals of the College Council

This document summarizes progress on the five College Council goals for 2015-16. Goal #4 was also assessed by Council members on the annual Self-Evaluation survey.

2015-16 College Council Goals

1. Update and Review Board Policies and Administrative Procedures.
2. Have all Consultation Committees revise and post minutes, agendas, purpose and goals to their specific Committee webpage, and have a link to these pages from a central Administrative page.
3. Review and endorse the Master Plan.
4. Support initiatives of the CEC to train staff/faculty/committees in preparation for accreditation through quarterly reports and discussion.
5. Develop plans and procedures to orient new members to consultation committee.

Evaluation of Goals

2015-16 Goal	Evidence of Progress or Completion
1. Update and Review Board Policies and Administrative Procedures.	51 policies and procedures were reviewed by CC.
2. Have all Consultation Committees revise and post minutes, agendas, purpose and goals to their specific Committee webpage, and have a link to these pages from a central Administrative page.	<ul style="list-style-type: none"> • 11/30/15: Consultation Committees webpage template draft approved; • 12/7/15: Main Consultation Committee webpage draft approved; • 12/8/15: Consultation Committee webpage "LIVE;" • 2/8/16: Consultation Webpage renamed "Campus Committees." [See reporting status by committee below]
3. Review and endorse the Master Plan.	Sept. 19: "Educational Master Plan Preview and Comprehensive Master Plan (CMP) Consultation Timeline" <i>[pending...Nov. 7: College Council Review & Endorsement]</i>
4. Support initiatives of the CEC to train staff/faculty/committees in preparation for accreditation through quarterly reports and discussion.	<ul style="list-style-type: none"> • 10/19/15: CEC representative reported on CEC Accreditation timeline; • 1/25/16: CEC representative reported on CEC Accreditation meeting.
5. Develop plans and procedures to orient new members to consultation committee.	<ul style="list-style-type: none"> • Feb. 8: Review College Council Orientation Materials • Feb. 29: College Council Orientation Materials revision approved

Status of Posted Minutes, Agendas, Purpose & Goals by Committee

- Academic Senate – Specific Webpage
 - Purpose Statement - Yes
 - Minutes/Agendas - Yes
 - Goals – No
- Calendar Committee – Specific Webpage
 - Purpose Statement - Yes
 - Minutes/Agendas - Yes
 - Goals – No
- College Council – Specific Webpage
 - Purpose Statement - Yes
 - Minutes/Agendas - Yes
 - Goals – Yes
- Technology Committee – Specific Webpage
 - Purpose Statement - Yes
 - Minutes/Agendas - Yes
 - Goals – Yes
- Facilities Steering Committee – Specific Webpage
 - Purpose Statement - Yes
 - Minutes/Agendas - Yes
 - Goals – Yes
- Planning and Budgeting Committee – Specific Webpage
 - Purpose Statement - Yes
 - Minutes/Agendas - Yes
 - Goals – Yes

College Council Evaluation

N=12

2015-2016

How well did College Council fulfill the following responsibilities:

a. Reviews recommendations having campus-wide impact from consultation and other standing and ad hoc committees.

Response	Frequency	Percent	Mean: 4.58
Very well	7	58.33	
Moderately well	5	41.67	
Neutral	0	0.00	
Not very well	0	0.00	
Not addressed at all	0	0.00	

b. Serves as the primary, non-bargaining source for discussion and communications regarding campus-wide issues and policies.

Response	Frequency	Percent	Mean: 4.67
Very well	8	66.67	
Moderately well	4	33.33	
Neutral	0	0.00	
Not very well	0	0.00	
Not addressed at all	0	0.00	

c. Provides feedback to the Superintendent/President regarding such issues as planning, policy development and coordination, campus and council priorities.

Response	Frequency	Percent	Mean: 4.75
Very well	9	75.00	
Moderately well	3	25.00	
Neutral	0	0.00	
Not very well	0	0.00	
Not addressed at all	0	0.00	

d. Focuses on broad issues, not day-to-day administration of the College.

Response	Frequency	Percent	Mean: 4.50
Very well	7	58.33	
Moderately well	4	33.33	
Neutral	1	8.33	
Not very well	0	0.00	
Not addressed at all	0	0.00	

e. Operates on a consensus-building basis or a majority vote in an advisory capacity.

Response	Frequency	Percent	Mean: 4.58
Very well	8	66.67	
Moderately well	3	25.00	
Neutral	1	8.33	
Not very well	0	0.00	
Not addressed at all	0	0.00	

f. Supports and abides by areas governed by collective bargaining agreements.

Response	Frequency	Percent	Mean: 4.58
Very well	8	66.67	
Moderately well	3	25.00	
Neutral	1	8.33	
Not very well	0	0.00	
Not addressed at all	0	0.00	

g. Supports and abides by areas involving professional activities legally delegated to the Academic Senate.

Response	Frequency	Percent	Mean: 4.67
Very well	8	66.67	
Moderately well	4	33.33	
Neutral	0	0.00	
Not very well	0	0.00	
Not addressed at all	0	0.00	

h. Ensures that major recommendations of the College are consistent with the educational mission of the College.

Response	Frequency	Percent	Mean: 4.73
Very well	8	66.67	
Moderately well	3	25.00	
Neutral	0	0.00	
Not very well	0	0.00	
Not addressed at all	0	0.00	
Invalid	1	8.33	

How well did CC fulfill its purpose “To facilitate communication and serve as a forum to exchange information that affects the college community.”

a. Facilitated communication.

Response	Frequency	Percent	Mean: 3.50
Very well	6	50.00	
Somewhat well	6	50.00	
Not very well	0	0.00	
Not sure	0	0.00	

Goal #4 was “Support initiatives of ECC Compton Center to train staff/faculty/committees in preparation for accreditation through quarterly reports and discussion.” To what degree did we accomplish this goal? (Note: Accomplishment of all other goals will be measured separately.)

Response	Frequency	Percent	Mean: 2.64
Completed	2	16.67	
Mostly Completed	4	33.33	
Partially Completed	4	33.33	
Not Started	1	8.33	
Invalid	1	8.33	

b. Review the Making Decisions at El Camino College document during a committee meeting.

Response	Frequency	Percent	Mean: 2.67
Yes	10	83.33	
No	0	0.00	
Not sure or N/A	2	16.67	

d. Review progress on the committee's annual goals.

Response	Frequency	Percent	Mean: 2.58
Yes	9	75.00	
No	1	8.33	
Not sure or N/A	2	16.67	

b. Have a good understanding of my role on the committee.

Response	Frequency	Percent	Mean: 3.00
Yes	12	100.00	
No	0	0.00	
Not sure or N/A	0	0.00	

d. Have a regular practice of communicating with the constituents whom I represent.

Response	Frequency	Percent	Mean: 2.50
Yes	9	75.00	
No	0	0.00	
Not sure or N/A	3	25.00	

i. Primarily focuses on students.

Response	Frequency	Percent	Mean: 4.33
Very well	4	33.33	
Moderately well	8	66.67	
Neutral	0	0.00	
Not very well	0	0.00	
Not addressed at all	0	0.00	

b. Served as a forum to exchange information that affects the college community.

Response	Frequency	Percent	Mean: 3.67
Very well	8	66.67	
Somewhat well	4	33.33	
Not very well	0	0.00	
Not sure	0	0.00	

I have had the opportunity to:

a. Participate in a process to review the committee's purpose.

Response	Frequency	Percent	Mean: 2.83
Yes	11	91.67	
No	0	0.00	
Not sure or N/A	1	8.33	

c. Participate in goal-setting for the committee.

Response	Frequency	Percent	Mean: 2.75
Yes	10	83.33	
No	1	8.33	
Not sure or N/A	1	8.33	

Overall, I:




a. Have a good understanding of the committee's purpose and responsibilities.

Response	Frequency	Percent	Mean: 3.00
Yes	12	100.00	
No	0	0.00	
Not sure or N/A	0	0.00	




c. Received a copy of meeting agendas sufficiently in advance to review (and consult, where applicable).

Response	Frequency	Percent	Mean: 2.83
Yes	11	91.67	
No	0	0.00	
Not sure or N/A	1	8.33	

e. Received supporting materials in advance to review (and consult, where applicable).






Response	Frequency	Percent	Mean: 2.83
Yes	11	91.67	
No	0	0.00	
Not sure or N/A	1	8.33	

f. Received an orientation to this committee when I began my term of membership.





Response	Frequency	Percent	Mean: 2.50
Yes	9	75.00	
No	0	0.00	
Not sure or N/A	3	25.00	

10. To what degree does this committee fulfill the following?






a. This committee's purpose statement incorporates the spirit of Strategic Initiative C.

Response	Frequency	Percent	Mean: 3.82
Very well	9	75.00	
Somewhat well	2	16.67	
Not very well	0	0.00	
Not sure	0	0.00	
Invalid	1	8.33	

b. This committee actualizes Strategic Initiative C.

Response	Frequency	Percent	Mean: 3.83
Very well	10	83.33	
Somewhat well	2	16.67	
Not very well	0	0.00	
Not sure	0	0.00	

In terms of how well it 1) fulfills its purpose, 2) functions effectively, and 3) works actively toward its goals, what grade would you assign to College Council overall?

Response	Frequency	Percent	Mean: 3.50
A Excellent	6	50.00	
B Good	6	50.00	
C Average	0	0.00	
D Poor	0	0.00	
F Fail	0	0.00	

College Council Evaluation

Question: If you would like to share any additional comments about your experience last year on College Council, please share them in the space below.

Response

We should review our annual goals and get a periodic status update.

I joined the committee in February so I could not respond to every item.