

RC Program Information

**Most Important for Admission to the
RC Advanced Registry-level Program
Updated Spring 2012**

Steps to Admission & Completion

1. See Academic Counselor

- a. Chris Jeffries, Janice Ishikawa, Rene Lozano, or Kelsey Lino, counselors specializing in Respiratory care.
- b. Get written plan as to required courses you must take in order to make application to program.

1. Take required courses

- a. AS degree & Certificate of completion in RC requirements:
General education courses, RC courses and all other courses required for the Associate Degree in Respiratory Care*.

1. Make application to clinical phase

- a. Physical exam, lab work, and background check

1. Complete all clinical phase coursework

2. Graduate

** Must see a counselor to get a custom academic plan matched to requirements so that you can make application to the program as quickly as possible.*

•Meet with
Counseling get:

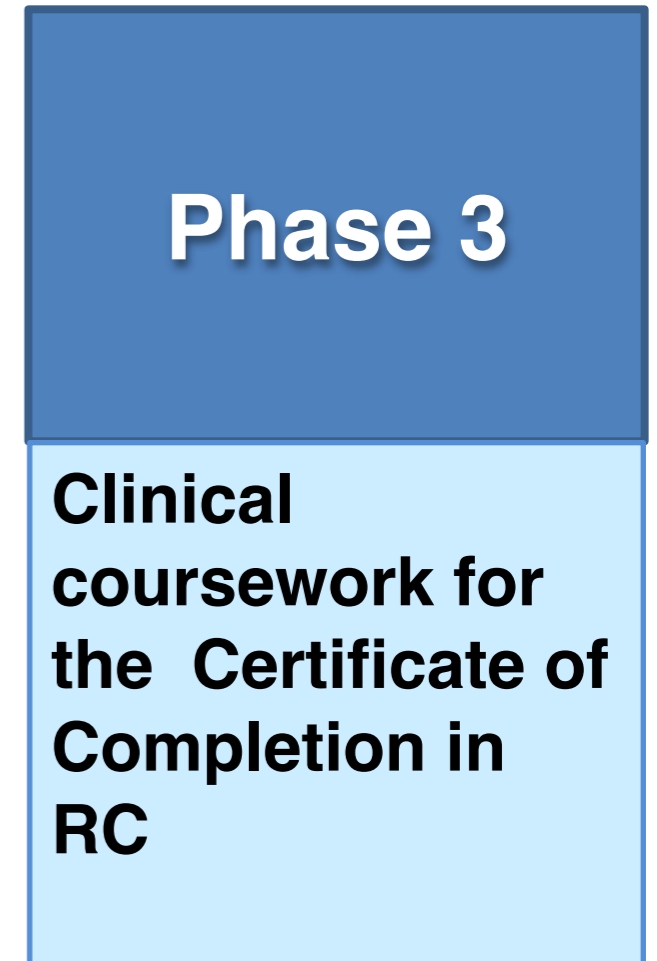
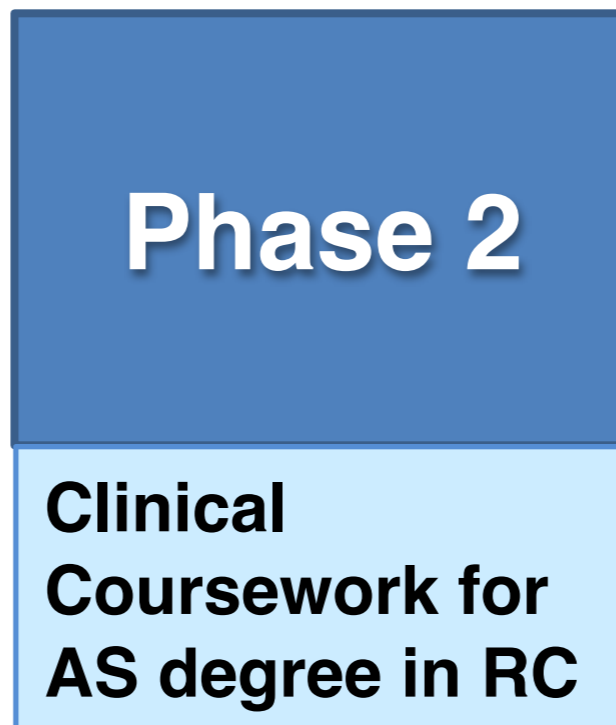
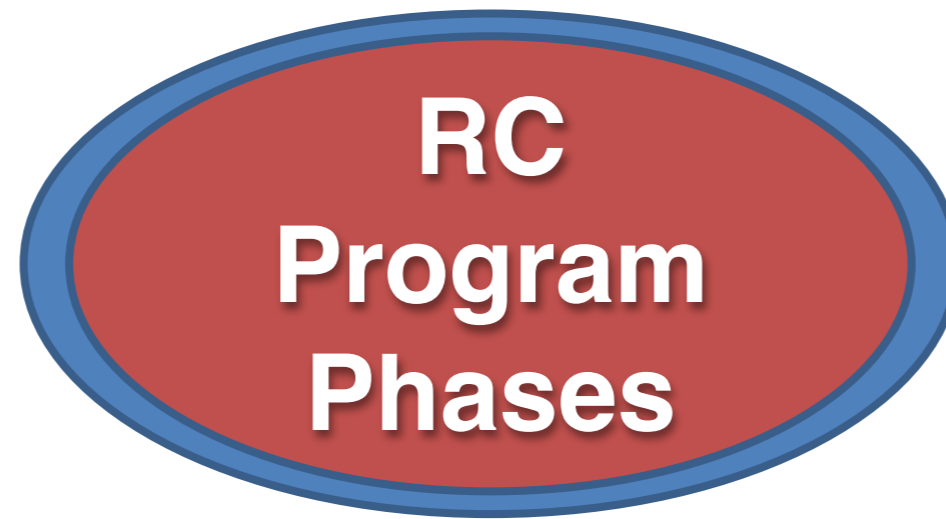
- Pre-reqs
- Pre-clinical

**Custom
Coursework
Plan for you**

•Application to
RC

- Lab work
- PhyExam
- BKgrd Ck

•Submit
application after
above is
completed by
end of any
Spring semester



RC CURRICULUM PLANS 2012

CURRENT COMPRESSED PLAN

SUM/SEM I	SUM/SEM IV
RC-176 INTRO PC RC-295 ADV PHAR RC-288 INTRO PFT	RC-284 DISEASE
FALL/SEM II	FALL/SEM V
RC-178 INTRO ICU RC-282 INTRO PEDS RC-289 ADV ASTH RC-298 ADV EM	RC-291 ADV VENT RC-292 ADV ABG RC-293 ADV CARDI RC-296 ADV PX RC297 ADV PEDS
SPRING/SEM III	GRADUATION
RC-280 ADV CC II RC-286 PUL REHAB RC-290 ADV GAS RC-294 ADV PFT	

NEW EXTENDED PLAN

SUM/SEM I	SUM/SEM IV
RC-176 INTRO PC RC-295 ADV PHAR	RC-284 DISEASE RC-294 ADV PFT
FALL/SEM II	FALL/SEM V
RC-178 INTRO ICU RC-288 INTRO PFT	RC-289 ADV ASTH RC-296 ADV PX RC297 ADV PEDS RC-298 ADV EM
SPRING/SEM III	SPRING/SEM VI
RC-280 ADV CC II RC-286 PUL REHAB RC-282 INTRO PEDS	RC-290 ADV GAS RC-291 ADV VENT RC-292 ADV ABG RC-293 ADV CARDI
HALF-WAY	GRADUATION