





Institutional Research Standard Reports and Dashboards


Website Location	Standard Report/Dashboard Name	Brief Description of Content	IRP Point of Contact	Update Frequency	Term of Next Report or Dashboard Update
 Student Outcomes	Degrees, Certificates & Transfer ¹ Dashboard	Reports on graduates who transferred, and awards of degrees and certificates	Jeremy Smotherman	Annually	Fall
	Time to Completion Report	Reports on length of time students take to complete a degree or certificate	Josh Rosales	Every other year	Fall
	Student Services Metrics Tool	Reports on data disaggregated by student support programs on successful course completion, course completion, enrollment, retention, ed. plans, probation, degrees, certificates, and transfers	Marci Myers-Mojica	Annually	Fall
	Guided Pathways Success Teams Dashboard	Reports on demographics and outcomes based on students' meta majors.	Josh Rosales	Annually	Fall
	Academic Program Review Dashboard	Reports on course completion rates, demographics, enrollment, awards and transfer data for academic programs.	Josh Rosales	Annually	Fall
 Annual Factbook	Annual Factbook	The Annual Factbook is an annual reference source containing trend data about students, student outcomes, and instructional programs and services.	Diora Hong & Carolyn Pineda	Annually	Spring

¹ Replaces Degrees and Certificates Report, and Transfer Rates & CSU/UC Transfer Counts.
 Institutional Research & Planning


Institutional Research Standard Reports and Dashboards

Website Location	Standard Report/Dashboard Name	Brief Description of Content	IRP Point of Contact	Update Frequency	Term of Next Report or Dashboard Update
 ECC Profile	Fall Facts and Figures	Reports on demographics of students enrolled in Fall term	Diora Hong & Carolyn Pineda	Annually	Spring
	Spring 3-year trend	Provides 3-year trend data on student demographics	Carolyn Pineda	Annually	Fall
	10-year trend	Provides a 10-year trend on enrollment data	Carolyn Pineda	Annually	Fall
	Service Area Profile	Reports on ECC trends regarding service area population, demographics, socioeconomics and PK-12 school enrollment	Diora Hong	Every 5 years	Summer 2023
	ECC IPEDS Report Executive Summary	Reports to the National Center for Education Statistics on demographics, enrollment and achievement data from previous year	Carolyn Pineda	Annually	Spring
 Course Completion	Course Completion Dashboards by Department and Course	Dashboards include course completion rates of current and 4-year trends for summer, fall, winter, and spring terms. Reports on students who complete a course with a passing grade (A, B, C, or P) and those who complete a course without withdrawing or dropping.	Josh Rosales	End of each term	End of each term
	Success and Retention Reports by Division and Instructor	Reports on success and retention rates by division and instructor	Josh Rosales	End of each term	End of each term

Institutional Research Standard Reports and Dashboards

Website Location	Standard Report/Dashboard Name	Brief Description of Content	IRP Point of Contact	Update Frequency	Term of Next Report or Dashboard Update
 <p>Surveys</p>	Campus Climate Surveys (Students & Employees)	Reports on employees' and students' perspectives and experience related to college mission, campus safety, diversity issues, sense of belonging, acceptance and tolerance, and housing/food security	Carolyn Pineda & Josh Rosales	Every 3 years	Fall
	Withdrawal Survey	Reports on students who withdraw from a course after the add/drop term deadline	Jeremy Smotherman	Twice a Year	Fall (previous Spring data) & Winter (previous Fall data)
	SENSE Survey	Reports on students' earliest experiences (academic and services-related) with the college	Marci Myers-Mojica	Every 3 years	Spring 2023
	Distance Education Survey	Reports on student demographics and course experiences	Jeremy Smotherman	Every 2 years	Spring 2021
	Campus Technology Survey	Reports on technology needs and use of ECC students and employees	Carolyn Pineda	Every 5 years	Spring 2021
	Drug and Alcohol Survey	Reports on level of awareness of ECC students about drug/alcohol policies	Carolyn Pineda	Every 2 years	Fall 2020
	Collegial Consultation Committees Self-Evaluation Surveys	Reports on the 6 Collegial Consultation Committees completion of annual goals, their functioning and effectiveness	Viviana Unda	Annually	Fall
	Board of Trustees Self-Evaluation Survey	Reports on the Board of Trustees completion of annual goals, its functions and effectiveness	Viviana Unda	Annually	Fall

Institutional Research Standard Reports and Dashboards

Website Location	Standard Report/Dashboard Name	Brief Description of Content	IRP Point of Contact	Update Frequency	Term of Next Report or Dashboard Update
 Career Education	Adult Education Dashboard	Reports on age and gender distribution of student population within divisions, academic programs, and courses	Jeremy Smotherman	Annually	Summer
	Programs & Occupations	Reports on ECC academic programs and their alignment with labor market occupations, annual and hourly earnings, and education level required	Jeremy Smotherman	Annually	Summer
	Strong Workforce	Reports on enrollment of programs that receive funds from Strong Workforce	Jeremy Smotherman	Annually	Fall
	ECC Career & Technical Education (CTE) Employment Outcomes Survey	Provides results on the Career Technical Education Outcome Survey (CTEOS) with data related to student satisfaction, education goals, prior employment, job searches, program outcomes, and wages trends.	Jeremy Smotherman	Annually	Winter
	Statewide Career & Technical Education (CTE) Employment Outcomes Survey	The survey addresses student perceptions of their CTE program, employment outcomes, and how their coursework and training relate to their current career.	Jeremy Smotherman	Annually	Fall