



Institutional Research Standard Reports and Dashboards


Website Location	Standard Report/Dashboard Name	Brief Description of Content	IRP Point of Contact	Update Frequency	Term of Next Report or Dashboard Available
 <p>Student Outcomes</p>	Degrees, Certificates & Transfer ¹ Dashboard	Reports on graduates who transferred, and awards of degrees and certificates	Pending	Annually	Fall
	Time to Completion Report	Reports on length of time students take to complete a degree or certificate	Josh Rosales	Every 2 years	Fall 2021
	Student Services Metrics Tool	Reports on data disaggregated by student support programs on successful course completion, course completion, enrollment, retention, ed. plans, probation, degrees, certificates, and transfers	Marci Myers-Mojica	Annually	Fall
	Academic Program Review Dashboard	Reports on course completion rates, demographics, enrollment, awards and transfer data for academic programs.	Josh Rosales	Annually	Fall
	Guided Pathways Success Teams Dashboard	Reports on demographics and outcomes based on students' meta majors.	Josh Rosales	Annually	Fall
	AB705	Reports on student outcomes in relation to the implementation of AB705. This legislation establishes a stronger assessment process that intends to improve student completion rates in math and English courses.	Marci Myers-Mojica	Annually	Fall
	South Bay Promise	Reports on the outcomes of students who are part of the South Bay Promise initiative. The South Bay Promise creates an affordable	Josh Rosales	Twice a Year	Spring & Summer

¹ Replaces Degrees and Certificates Report, and Transfer Rates & CSU/UC Transfer Counts.
 Institutional Research & Planning



Institutional Research Standard Reports and Dashboards

		pathway directly from high school to college for students in the El Camino College District.			
 <p>Student Outcomes</p>	ILO: Critical Thinking	<p>At El Camino College, Institutional Learning Outcomes (ILOs) represent a broadly-defined knowledge base and/or set of skills that students are expected to demonstrate as a result of their educational experience at the college.</p> <p>The college assesses its ILOs on a 4-year cycle, with one ILO topic scheduled for assessment in any given academic year.</p>	Josh Rosales	Every 4 years	Fall 2024
	ILO: Communication		Josh Rosales	Every 4 years	Fall 2023
	ILO: Community and Personal Development		Josh Rosales	Every 4 years	Fall 2021
	ILO: Information Literacy		Josh Rosales	Every 4 years	Fall 2022


Institutional Research Standard Reports and Dashboards

Website Location	Standard Report/Dashboard Name	Brief Description of Content	IRP Point of Contact	Update Frequency	Term of Next Report or Dashboard Available
 <p data-bbox="235 591 405 613">Annual Factbook</p>	Annual Factbook	The Annual Factbook is an annual reference source containing trend data about students, student outcomes, and instructional programs and services.	Diora Hong & Carolyn Pineda	Annually	Spring


Institutional Research Standard Reports and Dashboards

Website Location	Standard Report/Dashboard Name	Brief Description of Content	IRP Point of Contact	Update Frequency	Term of Next Report or Dashboard Available
 <p>ECC Profile</p>	Fall Facts and Figures	Reports on demographics of students enrolled in Fall term	Diora Hong & Carolyn Pineda	Annually	Spring
	Spring 3-year trend	Provides 3-year trend data on student demographics	Carolyn Pineda	Annually	Spring
	10-year trend	Provides a 10-year trend on enrollment data	Carolyn Pineda	Annually	Spring
	Service Area Profile	Reports on ECC trends regarding service area population, demographics, socioeconomics and PK-12 school enrollment	Diora Hong	Every 5 years	Summer 2023
	ECC IPEDS Report Executive Summary	Reports to the National Center for Education Statistics on demographics, enrollment and achievement data from previous year	Carolyn Pineda	Annually	Spring
 <p>Course Completion</p>	Course Completion Dashboards by Department and Course	Dashboards include course completion rates of current and 4-year trends for summer, fall, winter, and spring terms. Reports on students who complete a course with a passing grade (A, B, C, or P) and those who complete a course without withdrawing or dropping.	Josh Rosales	End of each term	End of each term
	Success and Retention Reports by Division and Instructor	Reports on success and retention rates by division and instructor	Josh Rosales	End of each term	End of each term

Institutional Research Standard Reports and Dashboards

Website Location	Standard Report/Dashboard Name	Brief Description of Content	IRP Point of Contact	Update Frequency	Term of Next Report or Dashboard Available
 <p>Surveys</p>	Campus Climate Surveys (Students & Employees)	Reports on employees' and students' perspectives and experience related to college mission, campus safety, diversity issues, sense of belonging, acceptance and tolerance, and housing/food security	Carolyn Pineda & Josh Rosales	Every 3 years	Fall 2021
	Withdrawal Survey	Reports on students who withdraw from a course after the add/drop term deadline	Marci Myers-Mojica	Twice a Year	Fall & Spring
	SENSE Survey	Reports on students' earliest experiences (academic and services-related) with the college	Marci Myers-Mojica	Every 3 years	Spring 2023
	Online and Digital Education Survey	Reports on student demographics and course experiences	Carolyn Pineda	Every 2 years	Spring 2021
	Campus Technology Survey	Reports on technology needs and use of ECC students and employees	Carolyn Pineda	Every 5 years	Spring 2021
	Drug and Alcohol Survey	Reports on level of awareness of ECC students about drug/alcohol policies	Carolyn Pineda	Every 2 years	Fall 2020
	Collegial Consultation Committees Self-Evaluation Surveys	Reports on the 6 Collegial Consultation Committees completion of annual goals, their functioning and effectiveness	Viviana Unda	Annually	Fall
	Board of Trustees Self-Evaluation CSurvey	Reports on the Board of Trustees completion of annual goals, its functions and effectiveness	Viviana Unda	Annually	Summer

Institutional Research Standard Reports and Dashboards

Website Location	Standard Report/Dashboard Name	Brief Description of Content	IRP Point of Contact	Update Frequency	Term of Next Report or Dashboard Available
 Career Education	Adult Education Dashboard	Reports on age and gender distribution of student population within divisions, academic programs, and courses	Pending	Annually	Summer
	Programs & Occupations	Reports on ECC academic programs and their alignment with labor market occupations, annual and hourly earnings, and education level required	Pending	Annually	Summer
	Strong Workforce	Reports on enrollment of programs that receive funds from Strong Workforce	Pending	Annually	Fall
	Statewide Career & Technical Education Employment Outcomes Survey (CTEOS)	The survey addresses statewide student perceptions of their CTE program, employment outcomes, and how their coursework and training relate to their current career.	Report provided by Santa Rosa Junior College	Annually	Fall
	Snapshot of ECC Career Technical Education Employment Outcomes Survey (CTEOS)	Provides summary of results on the Career Technical Education Outcome Survey (CTEOS) with ECC data related to student satisfaction, education goals, prior employment, job searches, program outcomes, and wages trends.	Report provided by Santa Rosa Junior College	Annually	Fall
	ECC Career & Technical Education Employment Outcomes Survey (CTEOS) Full Report	Provides full report of results on the Career Technical Education Outcome Survey (CTEOS) with ECC data related to student satisfaction, education goals, prior employment, job searches, program outcomes, and wages trends.	Pending	Every 3 years	Spring 2022