



El Camino College Survey of Entering Student Engagement (SENSE) 2018 Results Highlights

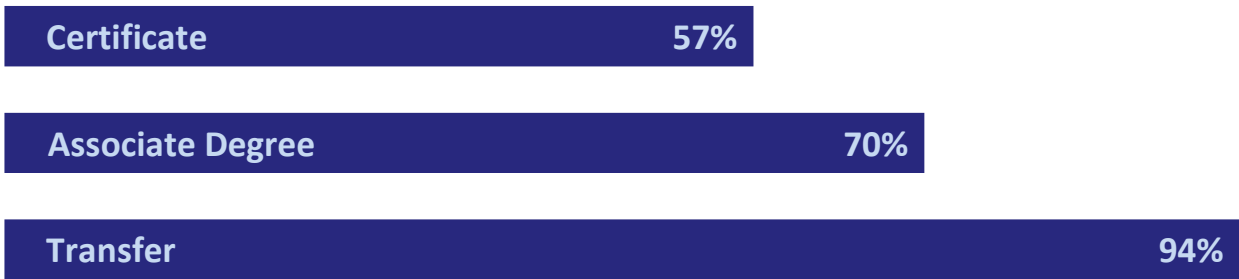


Entering Students Profile (N=543)

53%  Percent of respondents indicated that neither parent has college experience

28%  Percent of respondents indicated that English was not their first language

Educational Goal
(choose all that apply)



Before the beginning of the semester...

42% attended an on-campus orientation

17% of respondents were not aware of orientation



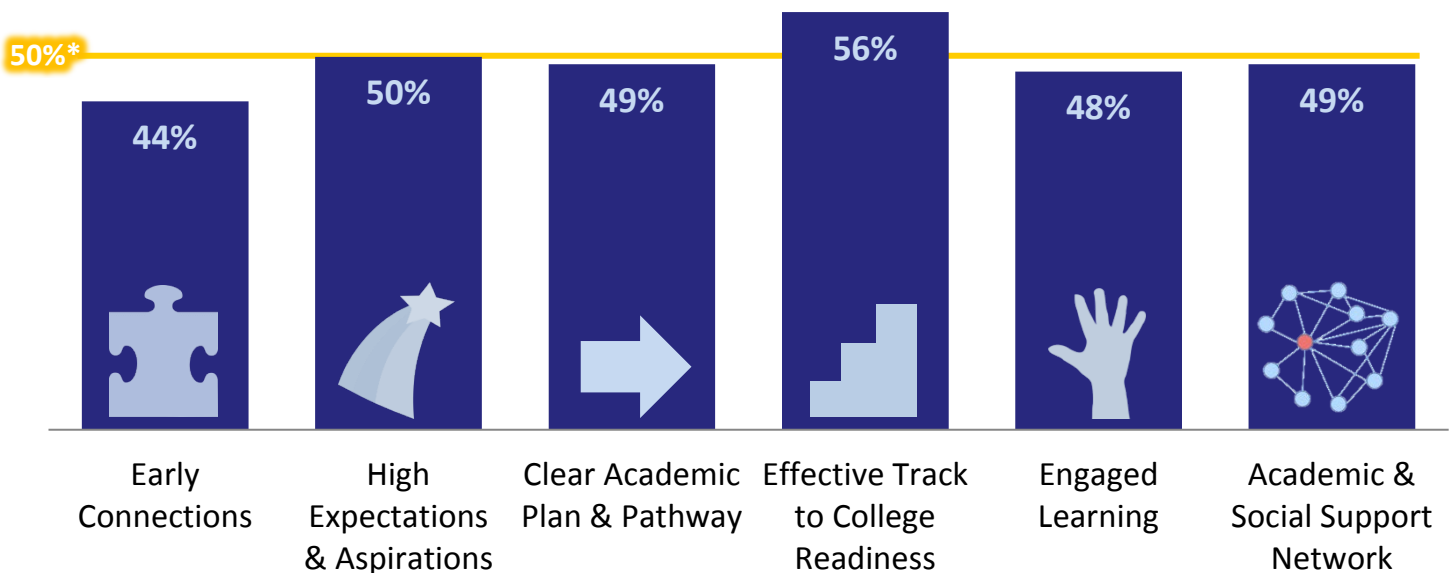
28% completed orientation online

45% credited their friends, family, and other students as the main source of academic advising. This includes:

- help with academic goal-setting
- course recommendations
- graduation requirements

Benchmark Scores for ECC Compared to SENSE Cohort

— SENSE Cohort



* Each benchmark score is computed by averaging the scores on survey items that make up that benchmark. Benchmark scores are standardized so that the mean always is 50% and the standard deviation is 25%.

Early Connections

Think about your experiences from the time of your decision to attend this college through the end of the first three weeks of your first semester:	Agree/Strongly Agree	
	ECC	SENSE Cohort
18a. The very first time I came to this college I felt welcome	65.4%	76.3%
18i. The college provided adequate info. about scholarships, grants, loans, etc.	47.4%	53.7%
18j. A college staff member helped me determine if I qualified for financial aid	29.9%	38.3%

High Expectations & Aspirations

Think about your experiences from the time of your decision to attend this college through the end of the first three weeks of your first semester:	Agree/Strongly Agree	
	ECC	SENSE Cohort
18b. The instructors at this college want me to succeed	83.8%	87.7%
18t. I have the motivation to do what it takes to succeed in college	84.0%	86.8%
18u. I am prepared academically to succeed in college	79.9%	83.1%

Clear Academic Plan & Pathway

Think about your experiences from the time of your decision to attend this college through the end of the first three weeks of your first semester:	Agree/Strongly Agree	
	ECC	SENSE Cohort
18d. I was able to meet with an academic advisor at times convenient for me	61.1%	66.6%
18e. An advisor helped me to select a course of study, program, or major	65.3%	65.4%
18f. An advisor helped me set academic goals and create a plan for achieving them	54.5%	48.5%
18g. An advisor helped me to identify courses I needed to take my first semester	77.3%	75.8%

Effective Track to College Readiness

Think about your experiences from the time of your decision to attend this college through the end of the first three weeks of your first semester:	Agree/Strongly Agree	
	ECC	SENSE Cohort
21a. I learned to improve my study skills	69.4%	75.4%
21b. I learned to understand my academic strengths and weaknesses	69.0%	72.9%
21c. I learned skills and strategies to improve my test-taking ability	51.8%	56.7%

Engaged Learning

During the first three weeks of your first semester at this college, about how often did you do the following?	Two or more times	
	ECC	SENSE Cohort
19a. Ask questions in class or contribute to class discussions	58.7%	65.0%
19m. Discuss an assignment or grade with an instructor	26.2%	31.4%
19n. Ask an instructor for help regarding questions or problems related to a class	42.1%	44.7%
19o. Receive prompt feedback from instructors on your performance	41.7%	45.9%
From the time of your decision to attend this college through the end of the first three weeks of your first semester. How often did you use the following services?	Two or more times	
	ECC	SENSE Cohort
20.2d. Face-to-face tutoring	8.6%	8.5%
20.2f. Writing, math, or other skill lab	13.9%	18.9%
20.2h. Computer lab	28.9%	30.7%

Academic and Social Support

Think about your experiences from the time of your decision to attend this college through the end of the first three weeks of your first semester:	Agree/Strongly Agree	
	ECC	SENSE Cohort
18l. Instructors clearly explained academic and student support services available	69.3%	72.3%
18m. All instructors clearly explained course grading policies	87.9%	87.7%
18n. All instructors clearly explained course syllabi (syllabuses)	91.6%	90.5%
18o. I knew how to get in touch with my instructors outside of class	83.0%	88.0%
18r. At least one instructor learned my name	78.3%	84.3%

The entire SENSE report can be found in the "Surveys" section of the Institutional Research & Planning website.