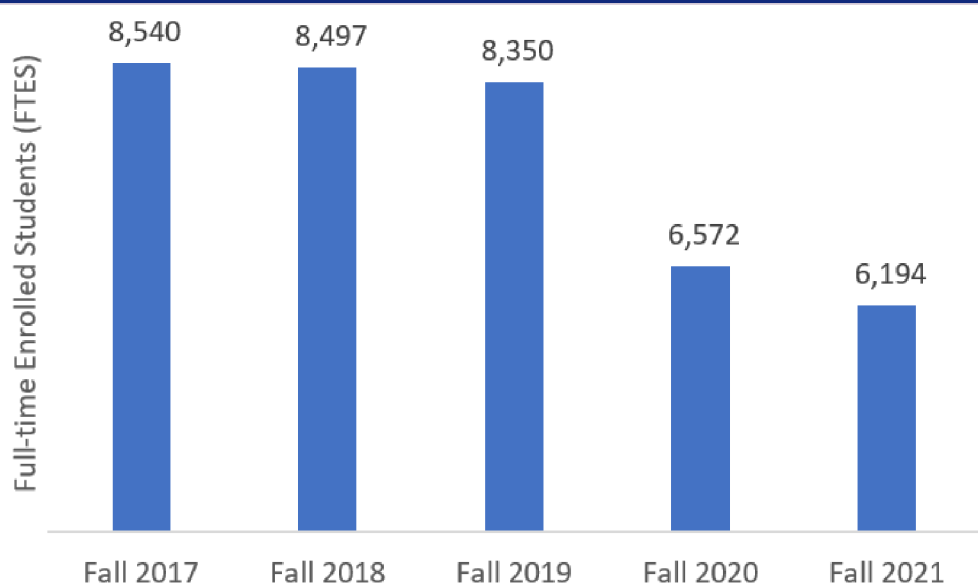




A Brief Look at El Camino College Enrollment Data

September 2022

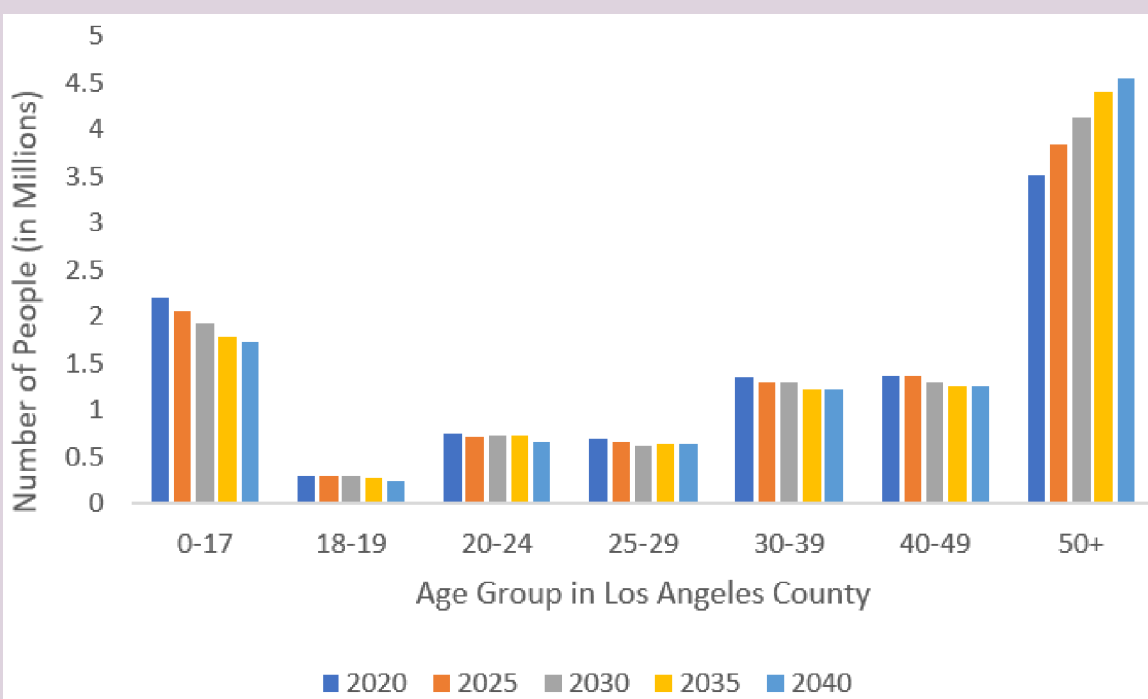
How Has FTES Changed During Fall Term in the Last 5 Years?



Fall FTES declined 2,346 between 2017 and 2021, or roughly 27% in five years. With the COVID-19 pandemic, Fall FTES declined 1,778 or roughly 21% between 2019 and 2020.

Fall 2022 is expected to be very similar to Fall 2021 and serve as a springboard for increasing FTES in Fall 2023 & 2024.

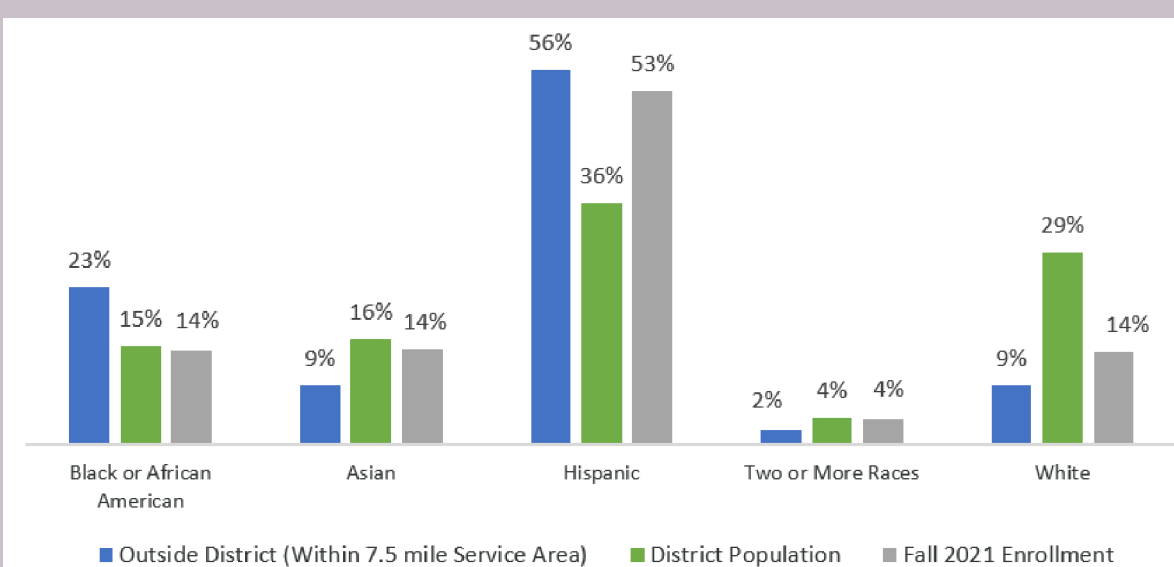
What Will ECC Students Look Like in the Future?



On average, Los Angeles County is projected to lose more than 100,000 individuals aged 0-17 every five years until 2040, a roughly 21% decline in this age group between 2020 and 2040.

ECC should find ways to serve an increasingly older population of students.

Comparing Enrollment to District and Service Area

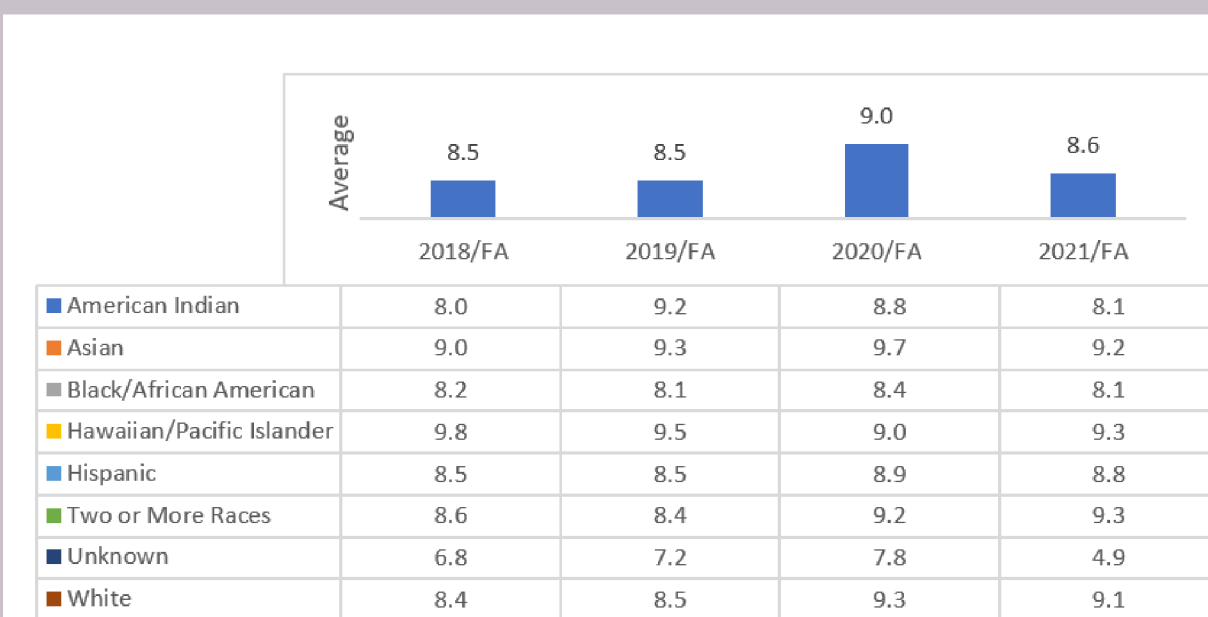


Note: Ethnic groups with less than 0.5% are excluded

Compared to our district population, ECC enrolls significantly more Hispanic students and less White students.

ECC can still grow the number of enrolled Black or African American and Hispanic students by growing outside our district but within our service area.

Have Students Enrolled in More or Less Units During the COVID-19 Pandemic?



While FTES decreased significantly (above), average unit totals at Census increased in Fall 2020 and remained higher than pre-pandemic levels in Fall 2021.

Online offerings appear to be correlated with a higher average unit load for students still enrolled during the COVID-19 pandemic.