

# Economics Dept. Meeting

Wednesday, October 7, 2020

# Meeting Agenda

- I) Fall Scheduling and Enrollment
- II) Spring Scheduling
- III) Curriculum
- IV) SLO/PLO Assessment
- V) Degrees Awarded
- VI) Equity Data Review
- VII) Announcements

# Fall Scheduling 2019 and 2020

Class	Fall 2019 # sections	Fall 2020 # sections
ECON 1	12 (1 HTP)	14 (1 HTP)
ECON 2	7	8
ECON 5	1 (Dual En)	1 (Dual En)

# Enrollment Fall 2020

Section	Capacity	Resident Students	Nonresident Students	Enrolled	Fill Rate	Resident FTES
ECON-1-2239	44	41	1	42	95%	3.84
ECON-1-2245	44	38	3	41	93%	3.56
ECON-1-2247	44	40	2	42	95%	3.75
ECON-1-2249	44	39	3	42	95%	3.65
ECON-1-2251	44	40	3	43	98%	3.75
ECON-1-2255	44	42	3	45	102%	3.94
ECON-1-2259	44	42	4	44	100%	3.94
ECON-1-4103	44	42	1	43	98%	3.94
ECON-1-4105	44	40	5	45	102%	3.75
ECON-1-4107	44	43	1	44	100%	4.03
ECON-1-4109	44	40	1	41	93%	3.75
ECON-1-4110	44	42	2	44	100%	3.94
ECON-1-4111	44	36	4	36	82%	3.37
ECON-1H-2263	30	25	4	29	97%	2.34
ECON-2-2265	44	37	1	38	86%	3.93
ECON-2-2267	44	26	1	27	61%	2.44
ECON-2-2273	44	42	2	44	100%	3.94
ECON-2-2274	44	33	3	35	80%	3.09
ECON-2-4113	44	46	-	46	105%	4.31
ECON-2-4114	44	42	3	45	102%	3.94
ECON-2-4115	44	44	1	45	102%	4.12
ECON-2-4116	44	45	1	46	105%	4.22
ECON-5-2230	30	27	1	28	93%	2.53

# Winter Scheduling 2020 and 2021

Class	Winter 2020 # sections	Winter 2021 # sections
ECON 1	4	5
ECON 2	2	2

# Spring Scheduling 2020 and 2021

Class	Spring 2020 # sections	Spring 2021 # sections
ECON 1	12 (1 HTP)	13 (1 HTP)
ECON 2	8	8
ECON 5	2 (1 Dual en)	1 (Dual en)

# CURRICULUM & ASSESSMENT

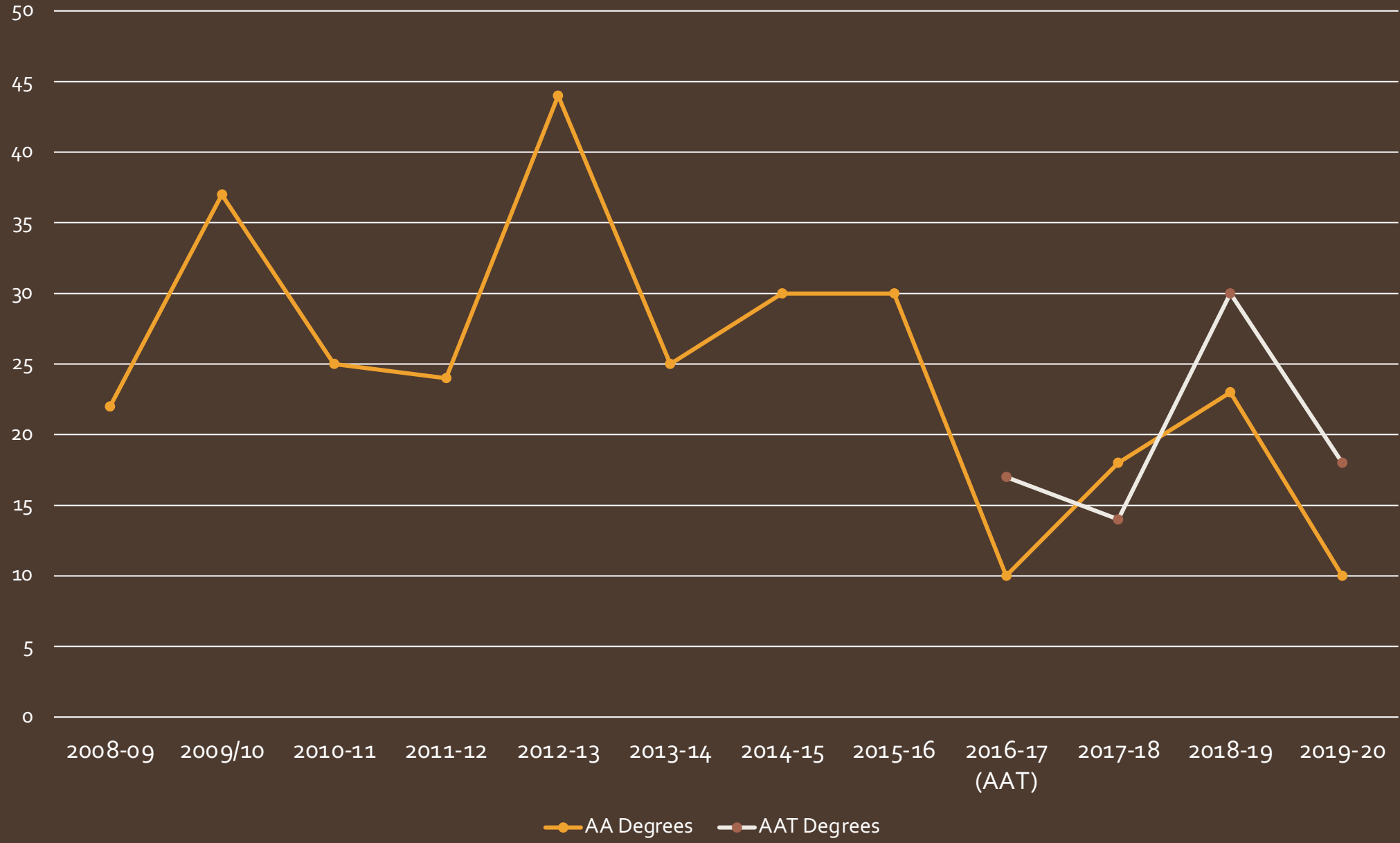
## Curriculum, Fall 2020

- None

## SLO/PLO Assessment

- None

# ECONOMICS DEGREES (Source: DataMart)

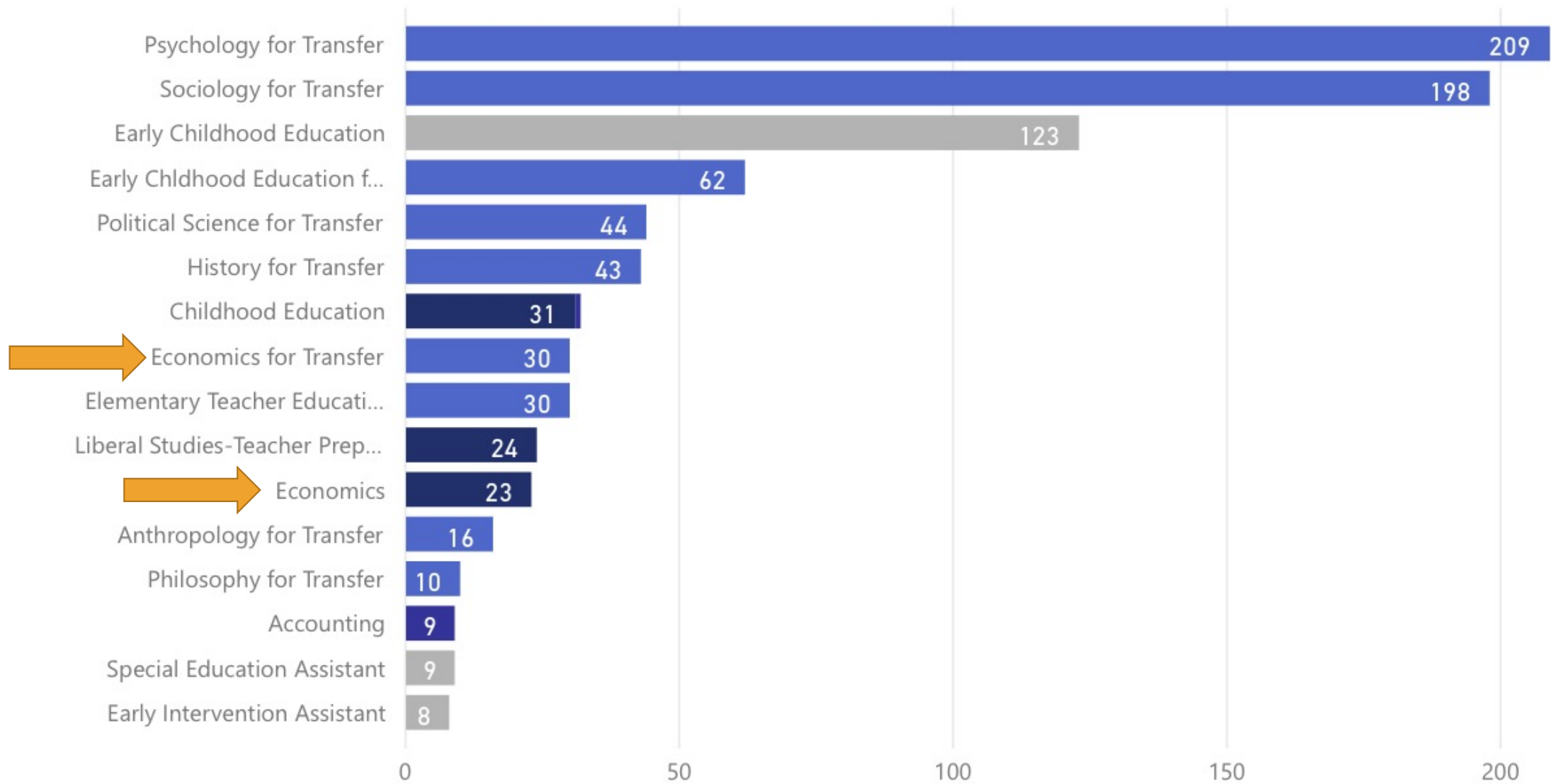




# El Camino College: 2018-19 Program Awards Degree and

All

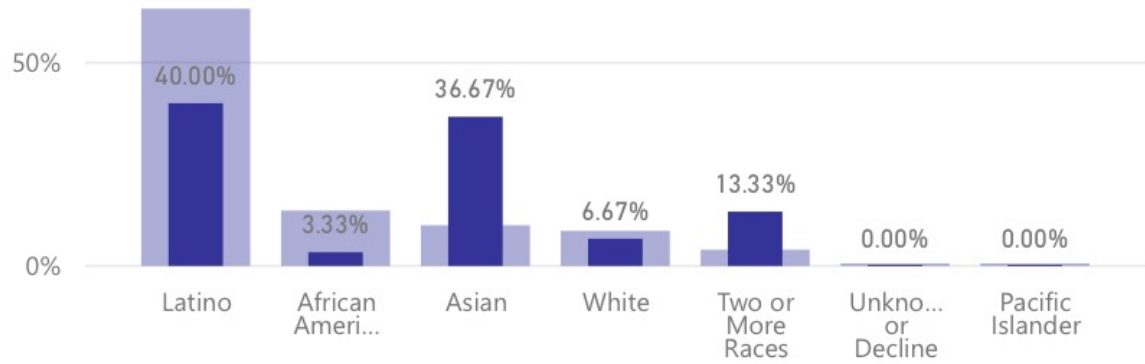
Program Award Type ● Associate Degree for Transfer ● Associate in Arts ● Associate in Science ● Certificates



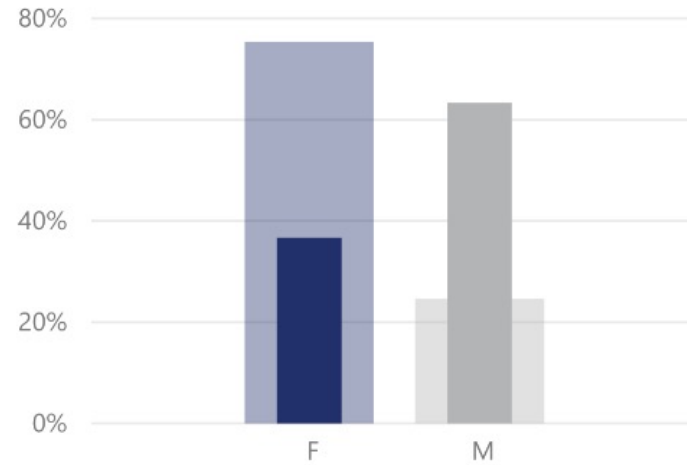
# ECONOMICS AAT DEGREES 2018-19

Source: ECC Degree Dashboard

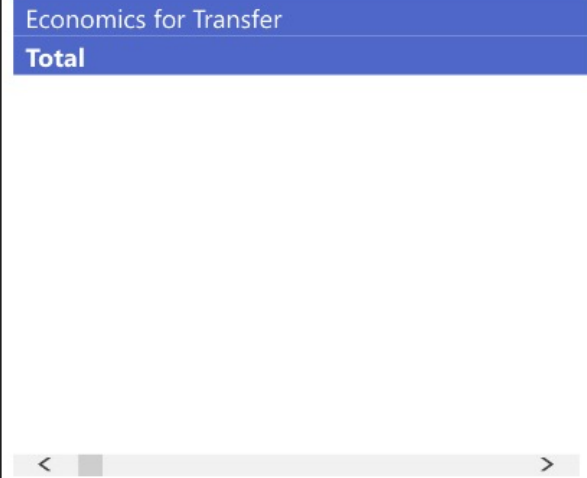
## Ethnicity by Percentage



## Gender Representation



## TOP 10 Program Awards

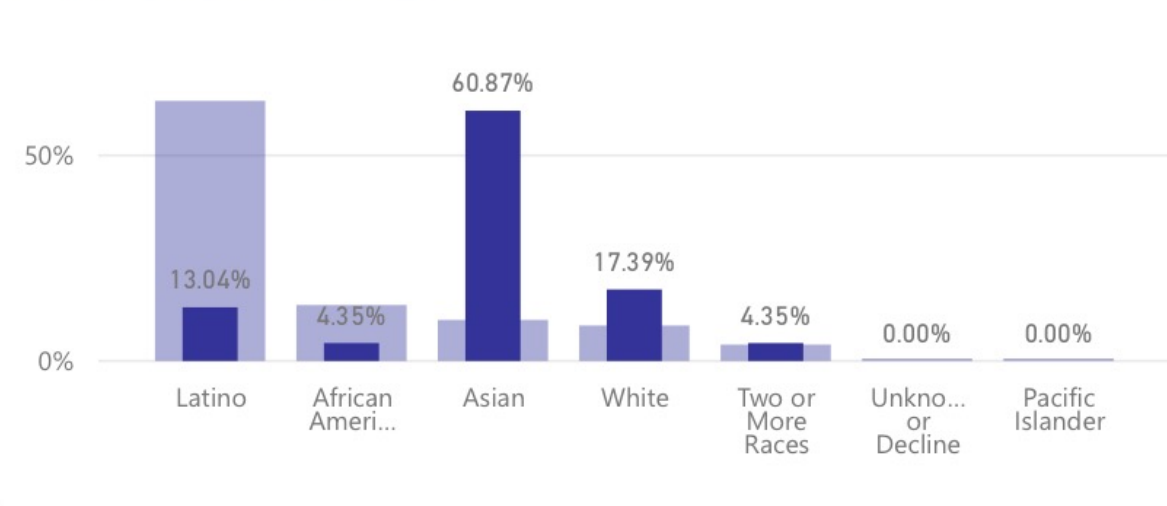


Dark blue: ECONOMICS  
Light blue: ECC

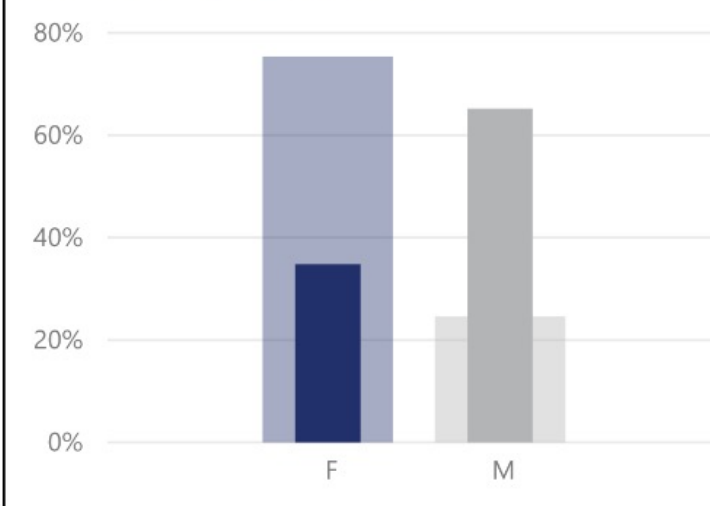
# ECONOMICS AA DEGREES 2018-19

Source: ECC Degree Dashboard


## Ethnicity by Percentage



## Gender Representation

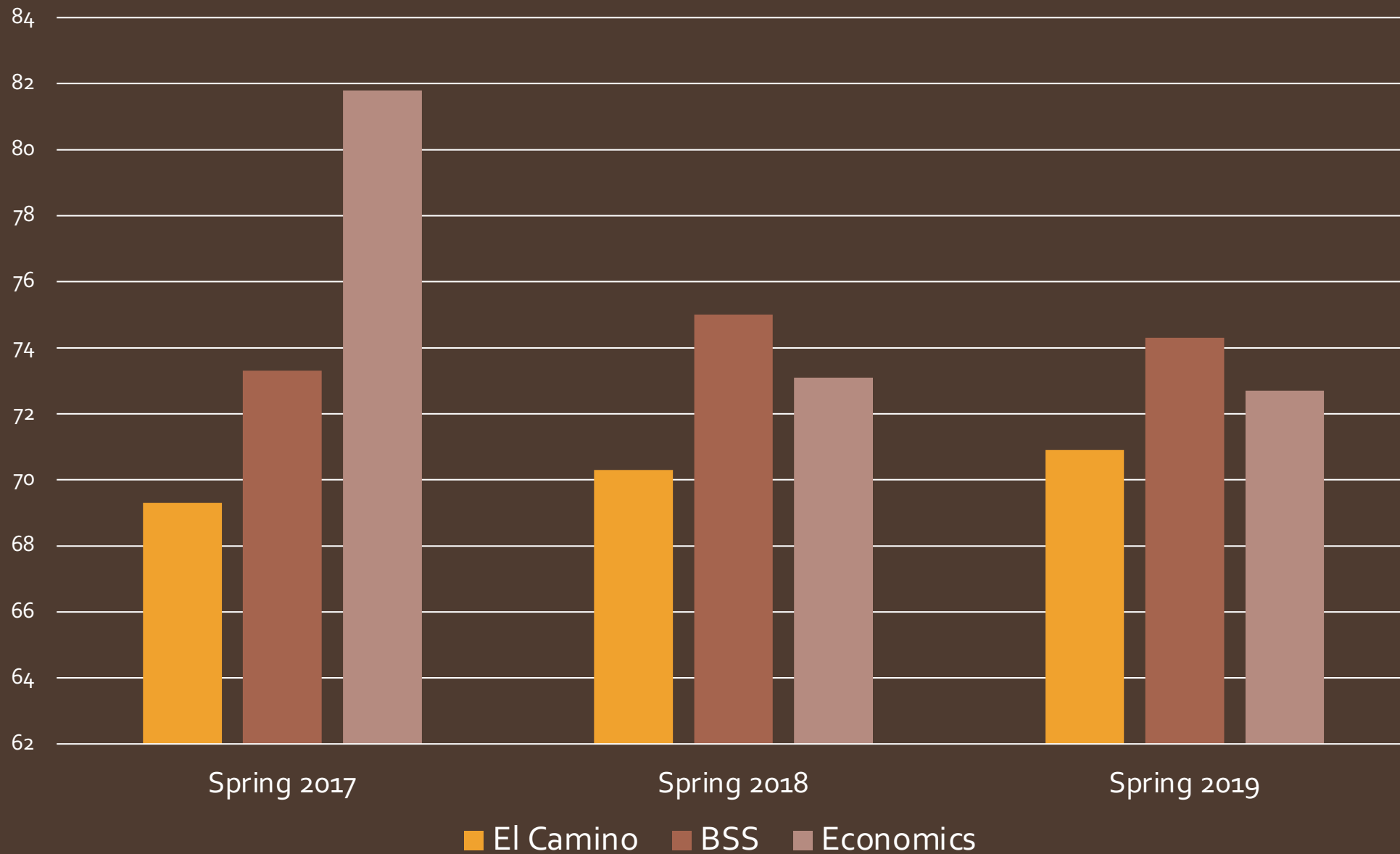


## TOP 10 Program Awards

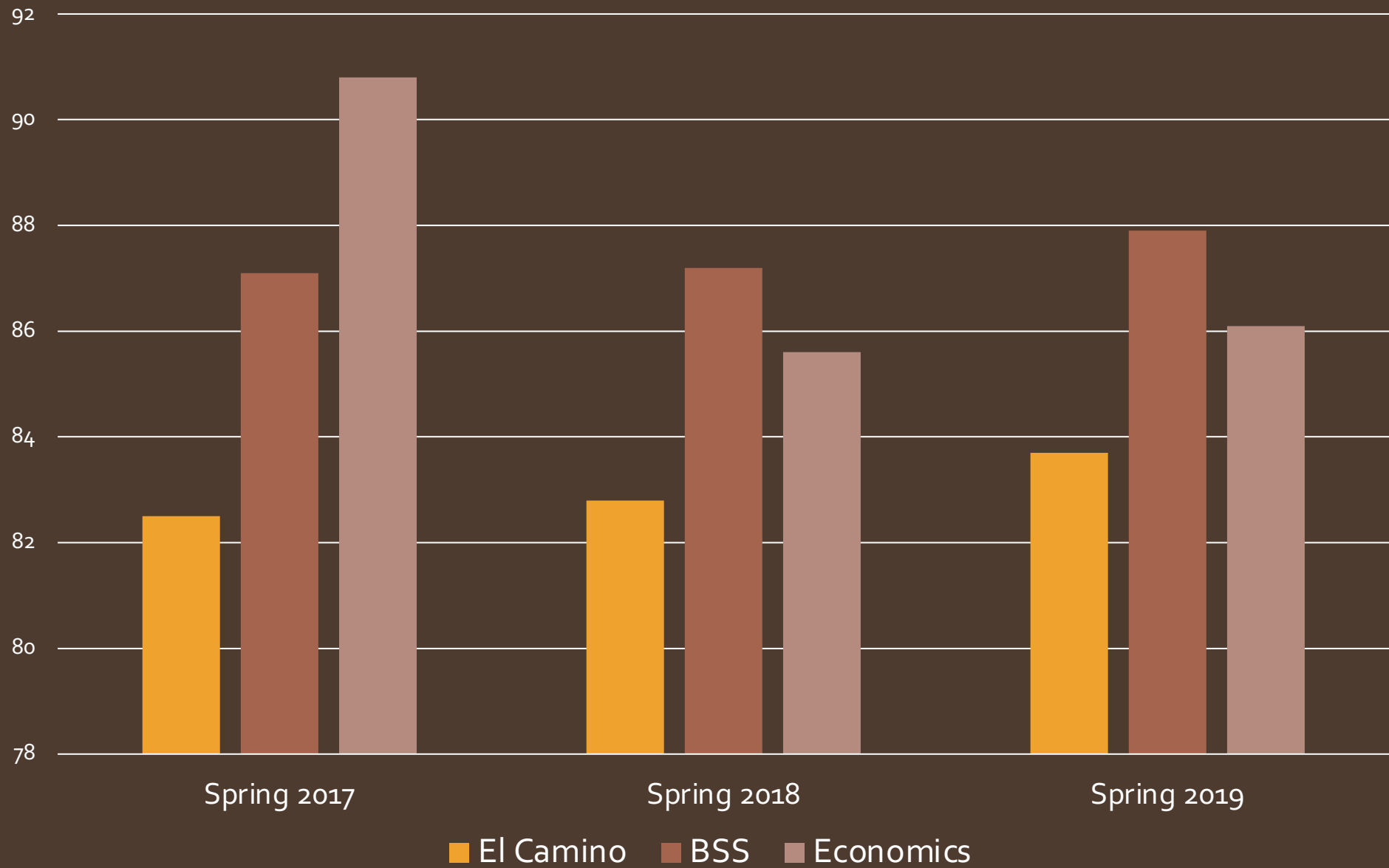


Dark blue: ECONOMICS  
Light blue: ECC

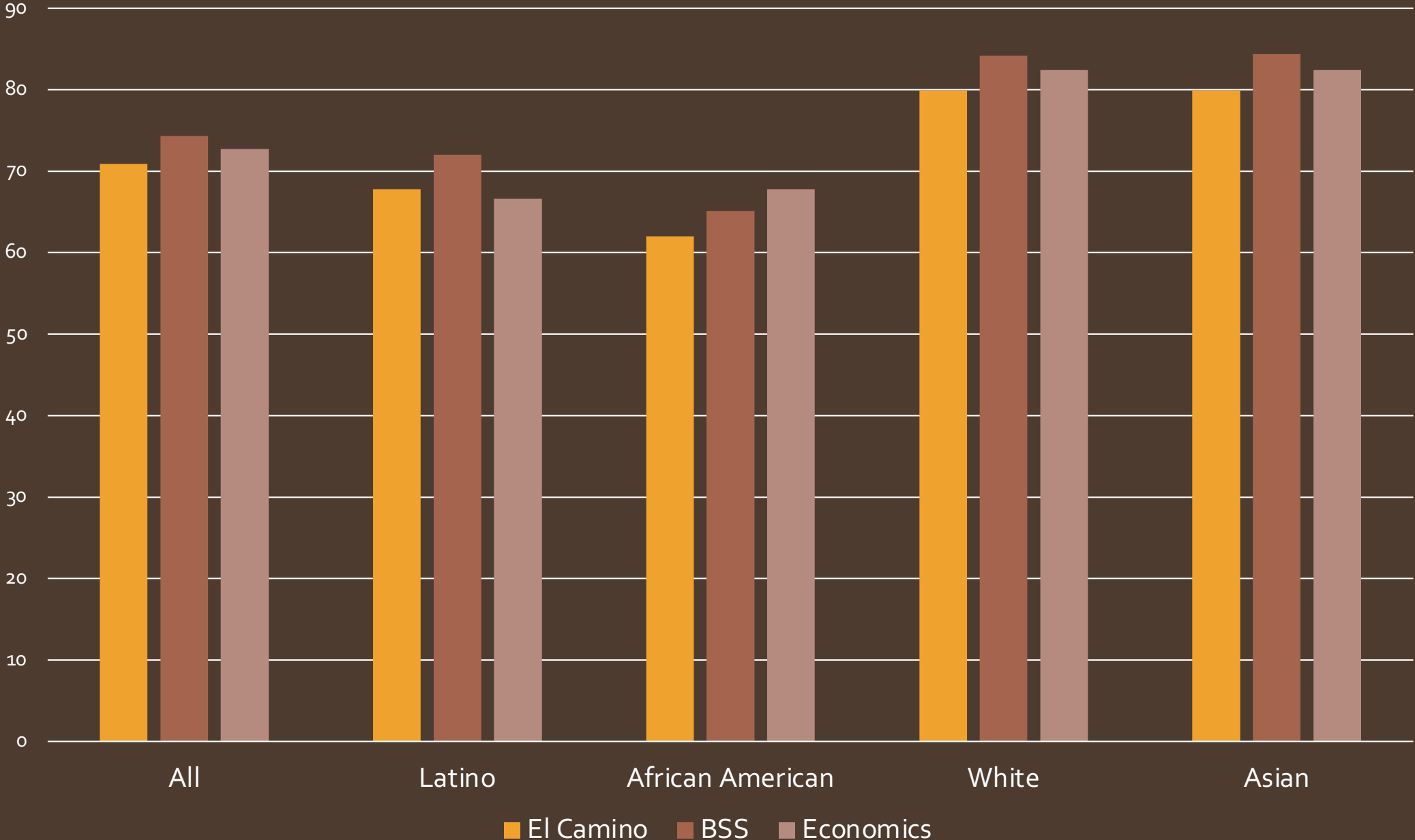
# Success Rates (ECC, BSS, Economics) – Spring 2017-19



# Retention (ECC, BSS, Economics) – Spring 2017-19



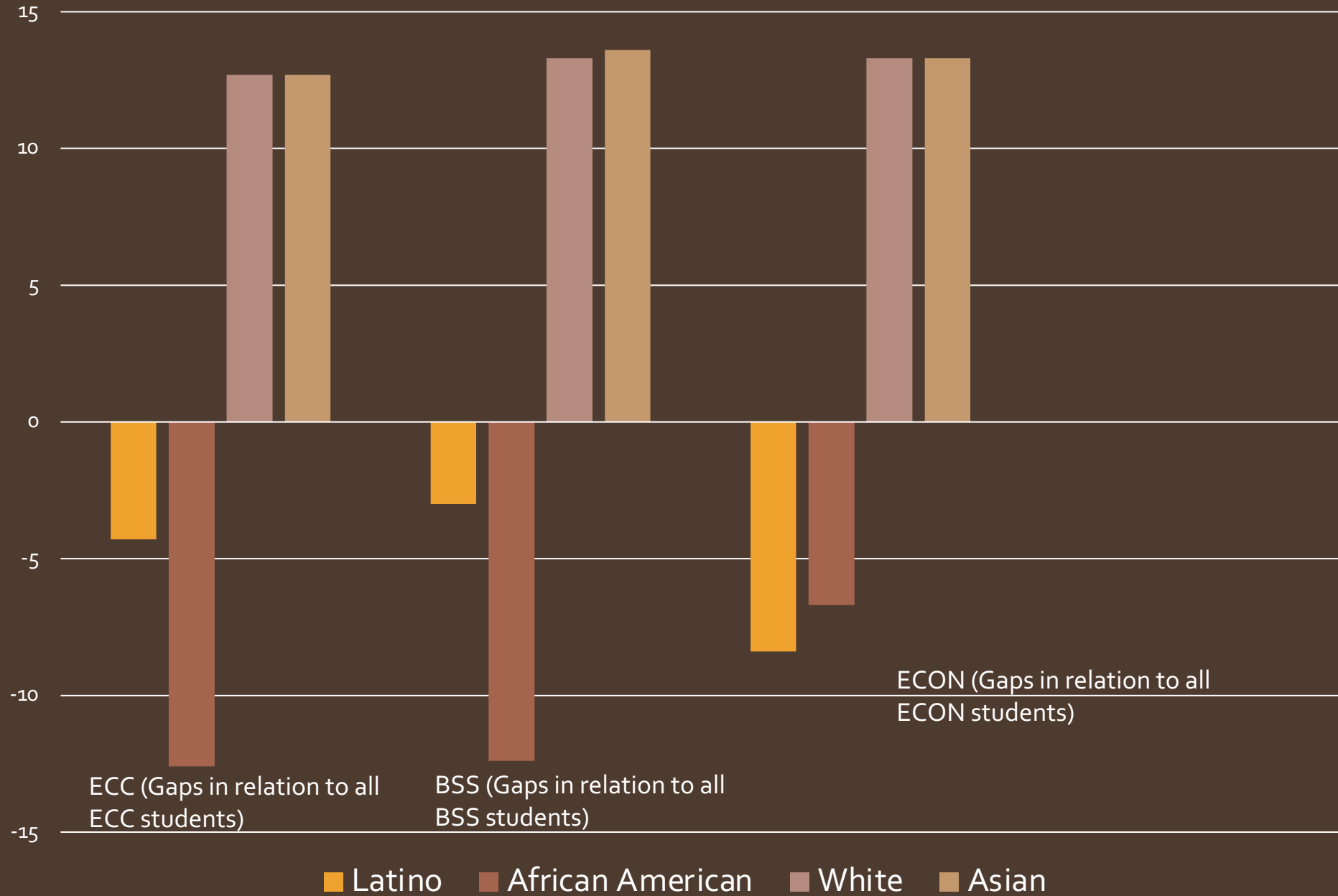
# Disaggregated Success Spring 2019 – ECC, BSS, Economics



# Success Gaps Economics – Spring 2019



# Success Gaps – ECC, BSS, ECON – Spring 2019





- Events and Announcements
- Question: Should we have a second meeting this semester?