



# History Department Meeting

Thursday, November 2, 2023

# History Department Meeting: Attendance

Meeting Notes are found in red text embedded  
in the PowerPoint.

## History Faculty

- Jose Arrieta
- ✓ John Baranski
- Dustin Black
- Michelle Chavez
- Ismael De La O
- Mike Fraga
- Barry Goldenberg
- Omar Gonzalez
- Matthew Hacholski
- ✓ Xocoyotzin Herrera
- Hong Herrera Thomas (sabbatical)
- Arne Jaaska
- Nathan Lopez
- ✓ Jamahl Melton

- Edgar Pacas
- Muhammad Rafi
- Kirsten Resnick
- Roberto Rivas
- Jub Sankofa
- ✓ Jason Suarez
- Paul Swendson
- ✓ Orion Teal
- ✓ Sandra Uribe
- ✓ Arthur Verge
- Mark Wishon
- Saul Panski

## Other Attendees

- ✓ Dean: Christina Gold
- Assoc. Dean: Irena Zugic
- Admin Clerk: Cecelia Mataalii

# History Department Meeting Agenda

## Announcements and Reports

- Counselor's Report
- Artificial Intelligence and Fraud
- History Position Request

## Department Business

- Summer and Fall Scheduling and Enrollment
- Student Success and Gap Data
- Committee Membership
- SLO's, Curriculum and Annual Plan

## Counseling Updates for Department Meetings: Fall 2023

### Transfer Center Events:

<https://www.elcamino.edu/academics/transfer-center/events-and-workshops/index.aspx>.

*It's time for students to fill out their university applications for Fall 2024. To this end, the Transfer Center will host CSU/UC application workshops beginning on October 1<sup>st</sup>. Both in person and virtual options will be available through the end of November. Students will sign up on the Transfer Center website using the link above. Note: These applications are more complicated than they used to be, so please encourage your students to attend!*

### Career Center Events:

<https://www.elcamino.edu/support/careers/index.aspx>

More meta major resources have been added to this website and students can now access job opportunities here as well.

### Scheduling Counseling Appointments:

Students are able to book appointments via this link: <https://www.elcamino.edu/support/counseling/appointments.aspx>.

If students have trouble scheduling, please feel free to have them contact me directly.

My office has moved to BSSB 120.

Please encourage students to schedule their winter/spring planning appointments now.

### Meta Major Outreach

*Current events include: Contacting BSS majors with 40+ units to inform them of our Transfer Center events and to connect them to the Transfer Center; hosting career panels for specific BSS majors in spring; creating a BSS social media page to give students a central place to access information regarding upcoming events, resources, etc.; and outreaching to our 173 African American BSS students who do not belong to a cohort and who do not have an education plan. Per the flyer slotted in your boxes at the outset of the term and more recently emailed to you, we will also continue to host Chat With a Counselor events and meta major drop in events.*

Other: College Night will be on Wednesday, November 8<sup>th</sup>. All are welcome to participate but we will have a BSS meta major table there too.

*Thank you for helping us to keep our students informed of the resources we provide!*

# Artificial Intelligence and Fraudulent Students

**Meeting Notes:** The department discussed the rising rates of fraud and related use of artificial intelligence this Summer and Fall.

- Create an assignment that can't be answered by AI or a BOT that is required to stay enrolled and helps weed out fraudulent students. The Distance Education Office recommends requiring a student to post a short introductory video or audio post or using an interaction on Pronto.
- Drop students as No Shows who do not complete the assignment, or do not complete it in the required format.
- You can always reinstate a student who is mistakenly dropped.
- Send a list of the fraudulent students you dropped with their name, email and student id, to the financial aid office ([eccfaid@elcamino.edu](mailto:eccfaid@elcamino.edu)).
- **After No Shows, require a student suspected of fraud to meet with you on Zoom to stay enrolled. Drop them if they don't respond or show to the meeting.**
- **If you find a fraudulent student after No Shows have been filed, submit a Maxient form and select "suspected fraud" as the reason for the report. It will go to Student Development, Financial Aid and Admissions & Records. You can submit multiple students on one Maxient report. This will trigger the student discipline process which can lead to the withdrawal of the student(s) from your course.**

# Summer 2020-23 Section Count

**Meeting Notes:** Summer 2023 History offerings exceeded pre-pandemic levels. All the sections filled and many had wait lists. History classes are popular with area high schools as online, dual enrollment offerings. Our PT pool teaches those courses.

Course	Summer 2020 (27 sections)	Summer 2021 (28 sections)	Summer 2022 (28 sections)	Summer 2023 (32 sections)
101	12	7	6	8
102	9	12 (1 dual en)	14 (3 dual en)	14 (5 dual en)
112	2	3	2	2
122H	0	0	1	1
140	3	3	2	3
141	1	3 (2 dual en)	3 (2 dual en)	4 (3 dual en)

# Fall Section Count 2020-23

Class	Fall 2020 (64 sections)	Fall 2021 (60 sections)	Fall 2022 (61 sections)	Fall 2023 (60 sections)
101	23	20	21	21
101H	1	1	1	1
102	17	14	15	14
102H	1	1	1	1
105	1	1	1	1
108	1	1	1	1
110	1	2	2	3
111	2	3	3	3
112	5	5	5	5
114	1	1	1	0
122	0	0	0	0
122H	1	1	1	1
128	1	1	1	1
129	1	1	1	1
140	4	3	3	3
141	2	2	3	3
152	1	1	0	0
154	1	1	1	1

# Fall Enrollment and Modality

(Week 3 Snapshot)

**Meeting Notes:** The week 3 enrollment snapshot shows History enrollment remaining steady and increasing slightly. Fewer on-campus sections were offered in Fall 2023 because of low fill rates in Fall 2022. The on-campus sections filled well.

## Fall 2022

Total Sections – 61 sections

Seats Filled – 2,094

Overall Fill Rate – 80% fill rate

Online – 36 sections, 84% fill rate

On Campus – 19 sections, 71% fill rate

Hybrid – 3 sections, 90% fill rate

Dual Enrollment – 3 sections, 68% fill rate

## Fall 2023

Total Sections – 60 sections

Seats Filled – 2,143

Overall Fill Rate – 83.5% fill rate

Online – 38 sections, 81% fill rate

On Campus – 15 sections, 93.5% fill rate

Hybrid – 5 sections, 90% fill rate

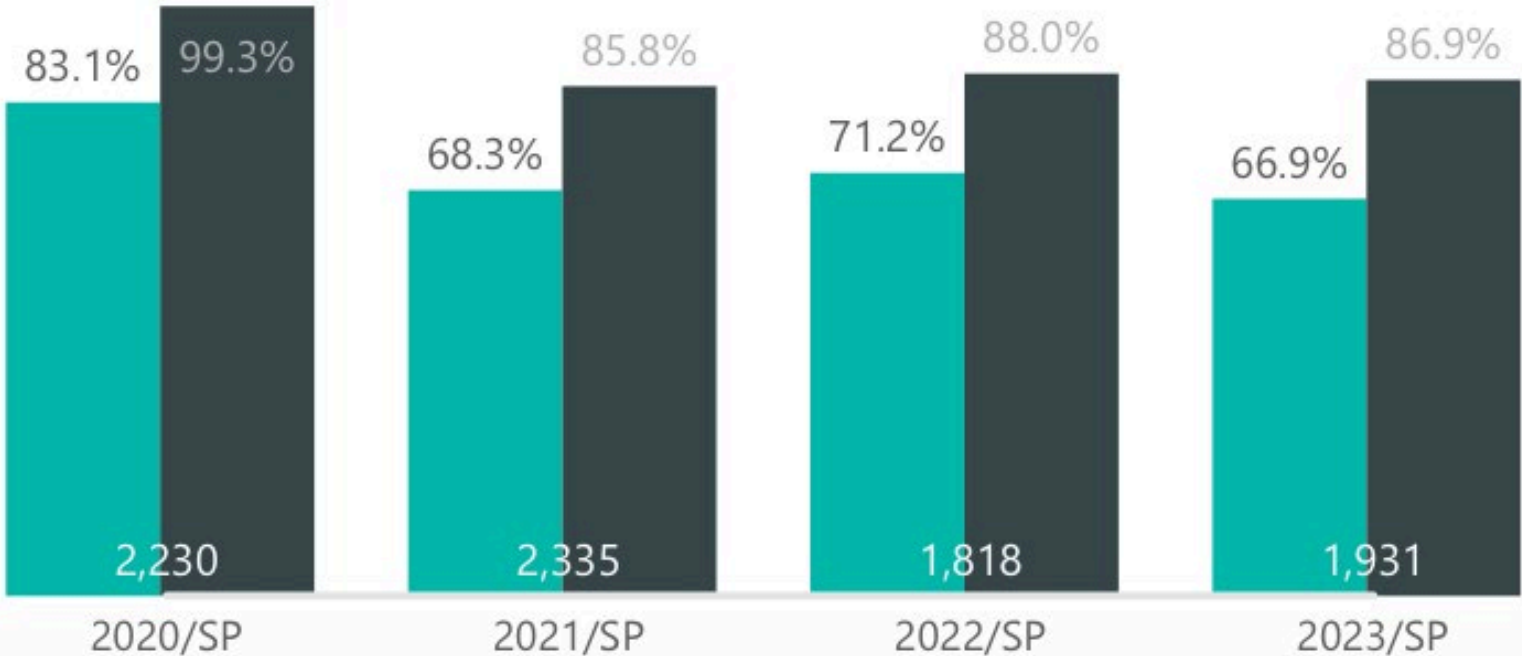
Dual Enrollment – 2 sections, 30% fill rate



# History

## Four Year Course Success Trend

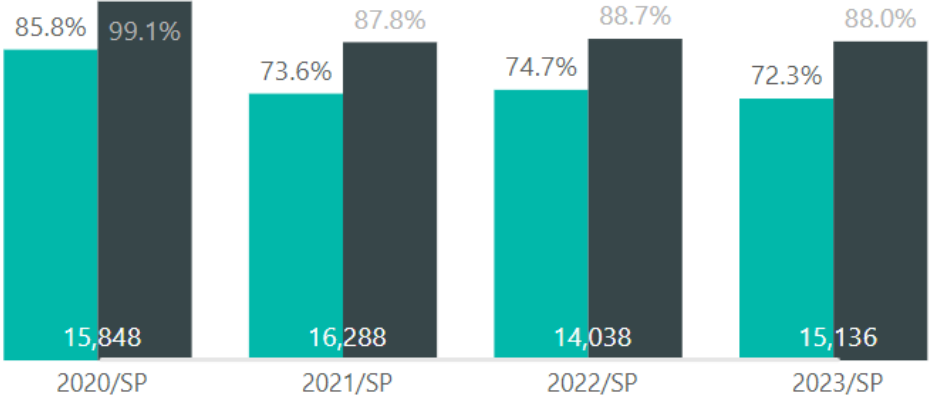
● Course Success ● Course Completion ● Enrollment



## Four Year Course Success Trend

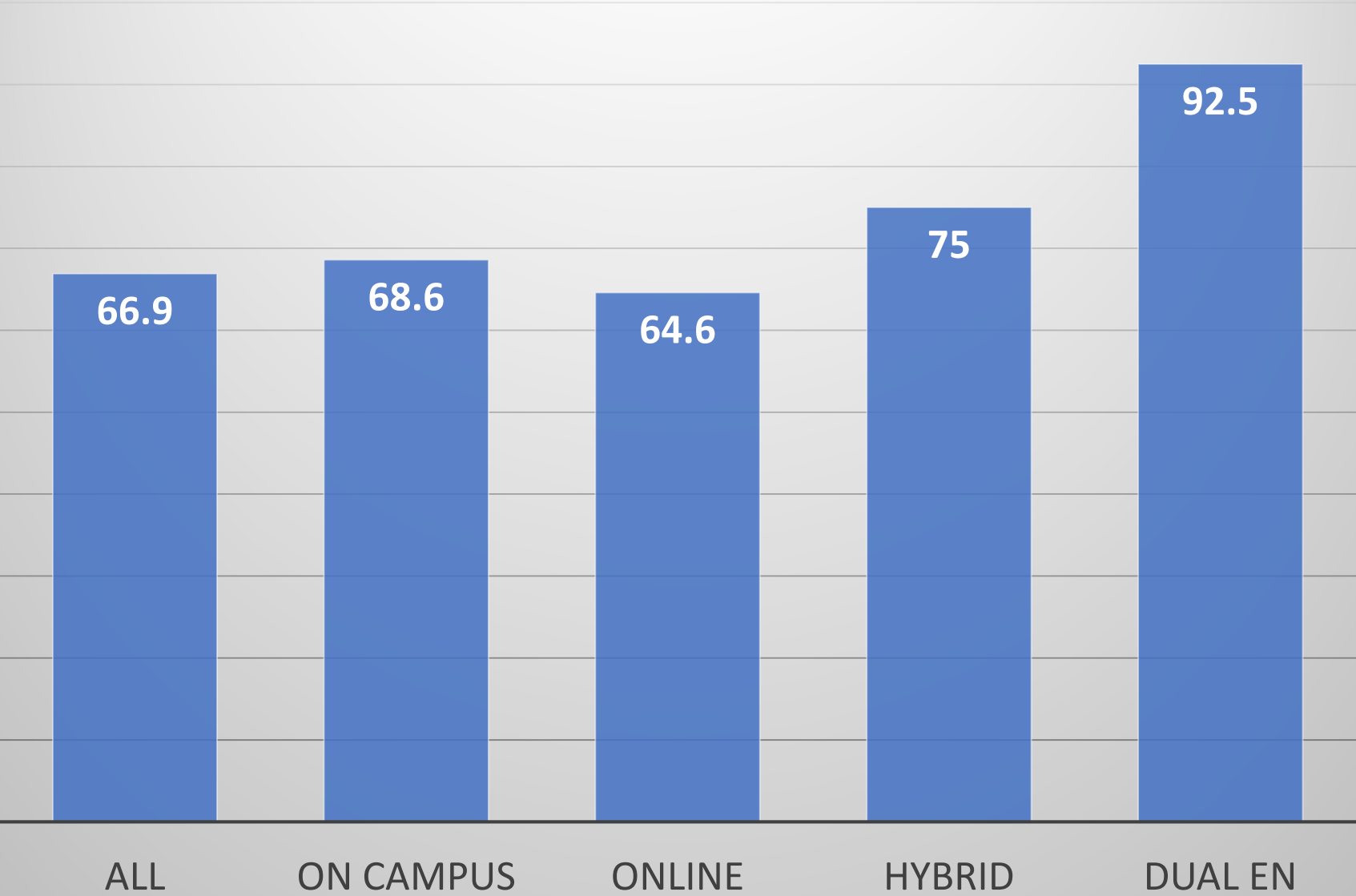
Use slider through s

● Course Success ● Course Completion ● Enrollment



**Meeting Notes:** Resembling BSS patterns, success rates were high during Spring 2020 with the outbreak of the pandemic. Since then, success rates have stayed relatively steady with a decline in Spring 2023. History success rates in Spring 2023 were 5.4% below the division average.

# Success by Modality – History - Spring 2023



**Meeting Notes:** Reflecting a long trend in online education, the History online success rate is lower than the on-campus success rate. The department expressed concern at the very high dual enrollment success rate, perhaps reflecting less rigor in the high school classes or pressures to "pass" high school students. On the other hand, dual enrollment classes taught by high school teachers during the school day have more instructional hours, giving more time for instruction and support.

# History– Disaggregated Achievement – Last four Spring Semesters.

Click on the + button to see data disaggregated by gender

Race/Ethnicity	Enrollment	Success Rate	Success Rate Gap	Course Completion Rate	Course Completion Gap
+ American Indian	< 10	77.8%	-1.9%	100.0%	3.8%
+ Asian	293	91.5%	13.5%	97.3%	1.2%
+ Black or African American	287	71.4%	-9.4%	96.5%	0.3%
+ Hawaiian/Pacific Islander	11	90.9%	11.3%	100.0%	3.8%
+ Hispanic or Latina/e/o	1,319	76.3%	-7.6%	95.7%	-1.3%
+ Two or More Races	83	84.3%	4.9%	96.4%	0.2%
+ Unknown or Decline	30	66.7%	-13.1%	90.0%	-6.3%
+ White	304	89.8%	11.7%	97.7%	1.7%

# History

Race/Ethnicity	Enrollment	Success Rate	Success Rate Gap	Course Completion Rate	Course Completion Gap
⊕ American Indian	< 10	77.8%	-1.9%	100.0%	3.8%
⊕ Asian	293	91.5%	13.5%	97.3%	1.2%
⊕ Black or African American	287	71.4%	-9.4%	96.5%	0.3%
⊕ Hawaiian/Pacific Islander	11	90.9%	11.3%	100.0%	3.8%
⊕ Hispanic or Latina/e/o	1,319	76.3%	-7.6%	95.7%	-1.3%
⊕ Two or More Races	83	84.3%	4.9%	96.4%	0.2%
⊕ Unknown or Decline	30	66.7%	-13.1%	90.0%	-6.3%
⊕ White	304	89.8%	11.7%	97.7%	1.7%

**Meeting Notes:** The past 4 spring semesters, the equity gap for Black History students was 9.4% and for Latina/o students, 7.6%. The gap for Black history students is smaller than across the division, and the gap for Latina/o students is higher than across the division.

# BSS Division

Race/Ethnicity	Enrollment	Success Rate	Success Rate Gap	Course Completion Rate	Course Completion Gap
⊕ American Indian	178	69.7%	-7.0%	90.4%	-0.6%
⊕ Asian	8,260	86.5%	11.3%	94.0%	3.5%
⊕ Black or African American	8,189	67.4%	-10.7%	87.7%	-3.8%
⊕ Hawaiian/Pacific Islander	279	67.4%	-9.3%	89.2%	-1.8%
⊕ Hispanic or Latina/e/o	32,674	75.2%	-3.1%	90.8%	-0.5%
⊕ Two or More Races	2,388	80.4%	3.9%	92.0%	1.0%
⊕ Unknown or Decline	420	72.1%	-4.6%	86.9%	-4.1%
⊕ White	8,871	81.3%	5.4%	92.1%	1.3%

# Committee Representatives

**Meeting Notes:** The History faculty reviewed their committee representation for accuracy.

Annual Plan – John Baranski

Division Council – Jamahl Melton

Division Curriculum Committee – John Baranski

Load Committee – Orion Teal (substitute for Hong Herrera Thomas in F23)

SLO Committee – Orion Teal

Success Team – Sandra Uribe

Academic Senate – Orion Teal

Student Equity and Achievement – Jason Suarez

Safety Building Captain – Arthur Verge

# Student Learning Outcomes Assessment

**Meeting Notes:** Orion reported on assessment (see notes below).

## **SLO Assessment – Orion**

**AMST 7 SLO** – AMST still has only one SLO and needs to be split into two to bring it into compliance. This course is taught solely by PT faculty and was not assessed when last due. The dept approved the following change to the AMST 7 SLO.

**Current SLO:** In a written assignment, oral presentation or creative work, students will apply interdisciplinary methodologies to develop an original argument about American popular culture, and students will use those methods to prove the validity of their interpretations.

**Approved AMST 7 SLO #1:** Students will develop and persuasively argue a thesis in a written assignment that identifies and explains issues in the history of American popular culture.

**Approved AMST 7 SLO #2:** Students will apply appropriate interdisciplinary methodologies to analyze and use primary and/or secondary sources as evidence to support the thesis in a written assignment addressing issues in the history of American popular culture.

**Spring 2023** AMST 7 not yet completed.

**Fall 2023.** Assessments due: SLO 2 for HIST 101, 101H, 105, 108, 110, 112, 114, 129, 140, 154. Canvas Outcomes assessment is being used for the high impact courses, HIST 101 and HIST 101H. Orion is creating a standardized rubric that faculty can attach to their assignment, which will allow disaggregated data to use in analysis of equity gaps. Orion will help faculty teaching 101/101H with this. History 114 is scheduled for assessment this semester but is not being offered while Hong is on sabbatical. Hong is teaching it in Spring so assessment will be rescheduled to Spring.

# Curriculum and Program Review

**Meeting Notes:** John will work on the Annual Plan and is reviewing History 106.

## **Curriculum – John**

History 106 – six-year review – Women and American History since 1877

## **Annual Plan and Program Review**

Annual Plan – John Baranski

Program Review – Spring 2025