



Human Development
Department Meeting

Tuesday, October 24, 2023

Human Development Department Attendance

Meeting Notes are found in red text embedded
in the PowerPoint.

Human Development Faculty

- ✔ Emmanuel Aguiar
- ✔ Nikki Barber
- ✔ Griselda Castro
 - Amanda Colbeck
 - Cameron Delahoussaye
- ✔ Kristie Daniel-DiGregorio
 - Paitzar Giourdjian
 - Jaime Gallegos
 - Maribel Hernandez
 - Lori Ikari
 - Amy LaCoe
 - Sarah Leinen
- ✔ Alanah Liggins
 - Rene Lozano
- ✔ Wendy Lozano
 - Giselle Magdaleno
- ✔ Hatien Nguyen
 - Jasmine Phillips
 - Viviane Shedeed
- ✔ Juli Soden
 - Lauren Takahashi
 - Selene Torres
 - Chanae Wami
- ✔ Dean: Christina Gold
- ✔ Assoc. Dean: Irena Zugic
- ✔ Admin Clerk: Cecelia Mataalii
- ✔ Division Counselor: Cheryl Kroll

Human Development Department

Agenda

- I) Reports
 - a) Cheryl Kroll, Counseling
 - b) Artificial Intelligence and Fraud
- II) Summer section count
- III) Fall Scheduling, Enrollment and Collaborations
- IV) Student Success and Equity Gap Data
- V) SLOs, Curriculum and Annual Plan

Counseling Updates for Department Meetings: Fall 2023

Transfer Center Events:

<https://www.elcamino.edu/academics/transfer-center/events-and-workshops/index.aspx>.

It's time for students to fill out their university applications for Fall 2024. To this end, the Transfer Center will host CSU/UC application workshops beginning on October 1st. Both in person and virtual options will be available through the end of November. Students will sign up on the Transfer Center website using the link above. Note: These applications are more complicated than they used to be, so please encourage your students to attend!

Career Center Events:

<https://www.elcamino.edu/support/careers/index.aspx>

More meta major resources have been added to this website and students can now access job opportunities as well.

Scheduling Counseling Appointments:

Students are able to book appointments via this link:

<https://www.elcamino.edu/support/counseling/appointments.aspx>.

If students have trouble scheduling, please feel free to have them contact me directly.

My office has moved to BSSB 120.

Meta Major Outreach

Current events include: Contacting BSS majors with 40+ units to inform them of our Transfer Center events and to connect them to the Transfer Center; hosting a career panel for specific BSS majors; creating a BSS social media page to give students a central place to access information regarding upcoming events, resources, etc.; and outreaching to our 173 African American BSS students who do not belong to a cohort and who do not have an education plan. Per the flyer slotted in your boxes at the outset of the term and more recently emailed to you, we will also continue to host Chat With a Counselor events and meta major drop in events.

Other: The Student Support Expo for evening students is scheduled for Tuesday, October 24th from 5pm to 8pm in the East Dining Hall.

Meeting Notes: The department thanked Cheryl for all her great work on behalf of BSS students, including hosting a meta major table at the student services event. They expressed appreciation for how helpful it is to students to have her office in the building.

Artificial Intelligence and Fraud

Meeting Notes: The department discussed the rising rates of fraud and related use of artificial intelligence this Summer and Fall. HDEV faculty are seeing the use of AI by their students, but because of the nature of the discipline, it is limited.

- Create an assignment that can't be answered by AI or a BOT that is required to stay enrolled and helps weed out fraudulent students. The Distance Education Office recommends requiring a student to post a short introductory video or audio post or using an interaction on Pronto.
- Drop students as No Shows who do not complete the assignment, or do not complete it in the required format.
- You can always reinstate a student who is mistakenly dropped.
- Send a list of the fraudulent students you dropped with their name, email and student id, to the financial aid office (eccfaid@elcamino.edu).
- **After No Shows, require a student suspected of fraud to meet with you on Zoom to stay enrolled. Drop them if they don't respond or show to the meeting.**
- **If you find a fraudulent student after No Shows have been filed, submit a Maxient form and select "suspected fraud" as the reason for the report. It will go to Student Development, Financial Aid and Admissions & Records. You can submit multiple students on one Maxient report. This will trigger the student discipline process which can lead to the withdrawal of the student(s) from your course.**

Summer Section Count

Meeting Notes: Enrollments are growing in HDEV and can grow further when a FT vacancy is filled. Summer sections have been increasing since 2017 and have exceeded pre-pandemic levels. The department hopes to continue to build enrollment for on-campus offerings in the Summer to support student success during the primary semesters.

Course	Summer 2017 (1 section)	Summer 2018 (2 sections)	Summer 2019 (2 sections)	Summer 2020 (4 sections)	Summer 2021 (9 sections)	Summer 2022 (8 sections)	Summer 2023 (9 sections)
101		1	1	1	4	1	1
105				1	1	1	1
110	1				2	4	5
115		1	1	2	2	2	2

Fall Section Count

Meeting Notes: Enrollments are growing in HDEV. This Fall 2023, the largest number of sections have been offered since 2019. Since that time, the number of sections have increased 39% with fill rates in the 80s and low 90s. 110H has been filling quickly – we can consider offering two. The dept is also considering developing 115H. There is opportunity for adding more sections in the second 8-week session.

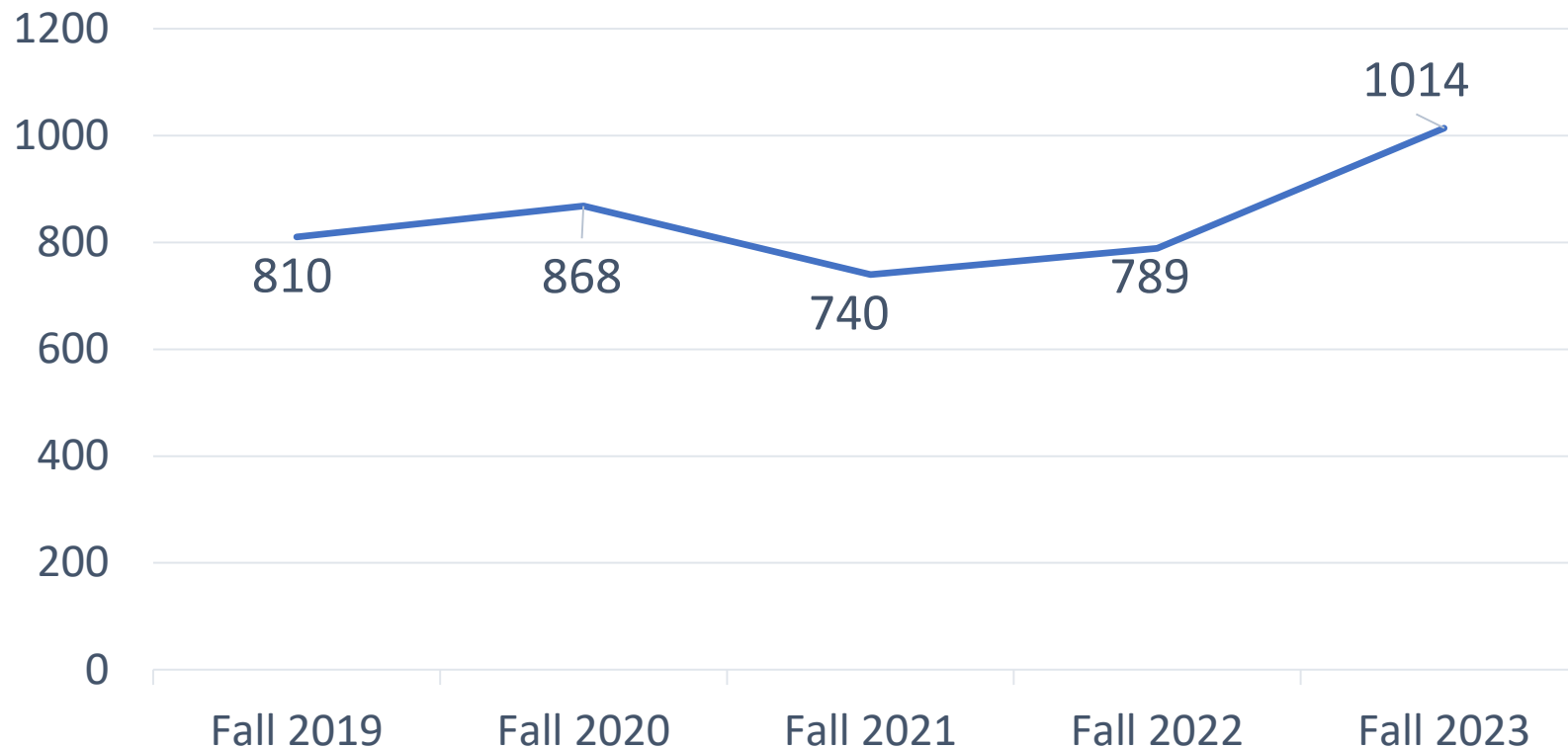
Class	Fall 2019 (28 sections)	Fall 2020 (32 sections)	Fall 2021 (30 sections)	Fall 2022 (35 sections)	Fall 2023 (39 sections)
101	6	6	9	10	9
105	3	4	4	5	5
107	0	0	0	1	1
110	14	17	12	13	16
110H	0	0	1	1	1
115	3	5	4	5	7

Fall Enrollment

From September Load Reports

Meeting Notes: Since Fall 2019, enrollment has increased 25%. The program has grown markedly. HDEV can support the college's enrollment growth further when a FT vacancy is filled.

Human Development Enrollment from Load Report



Program Collaborations Fall 2023

17 sections are offered in collaboration with other programs on campus.

Meeting Notes: This Fall 2023, HDEV continues to collaborate with a large number of programs.

Dual Enrollment

- Early College – North High School (2 sections HDEV 110)

Puente (3 sections HDEV 101)

Student Resource Center (1 section HDEV 110)

Honors Transfer Program (1 section HDEV 110H)

International Students Program (1 section HDEV 101)

LGBTQ+ link (1 section HDEV 110)

myPATH (3 sections HDEV 110; 1 section HDEV 101)

STEM/MESA (1 section HDEV 101)

Transfer Center (1 section HDEV 107)

Umoja (2 sections HDEV 110)

Fall 2022 – Enrollment by Modality

(Week 3 snapshot)

Meeting Notes: In the Fall 2023 week 3 snapshot, the seats filled has increased by 31% from Fall 2022. Significantly more on-campus sections were offered, and fill rates are up in them. The Dean is struggling to staff on campus sections for Spring. PT faculty are declining on-campus offers.

Fall 2022

Total Sections – 35 sections

Seats Filled – 785

Overall Fill Rate – 84% fill rate

Online – 21 sections, 85% fill rate

On Campus – 7 sections, 84% fill rate

Hybrid – 3 sections, 82% fill rate

Dual Enrollment – 4 sections (classes not yet enrolled in Week 3)

Fall 2023

Total Sections – 39 sections

Seats Filled – 1,028

Overall Fill Rate – 88% fill rate

Online – 23 sections, 88% fill rate

On Campus – 11 sections, 87% fill rate

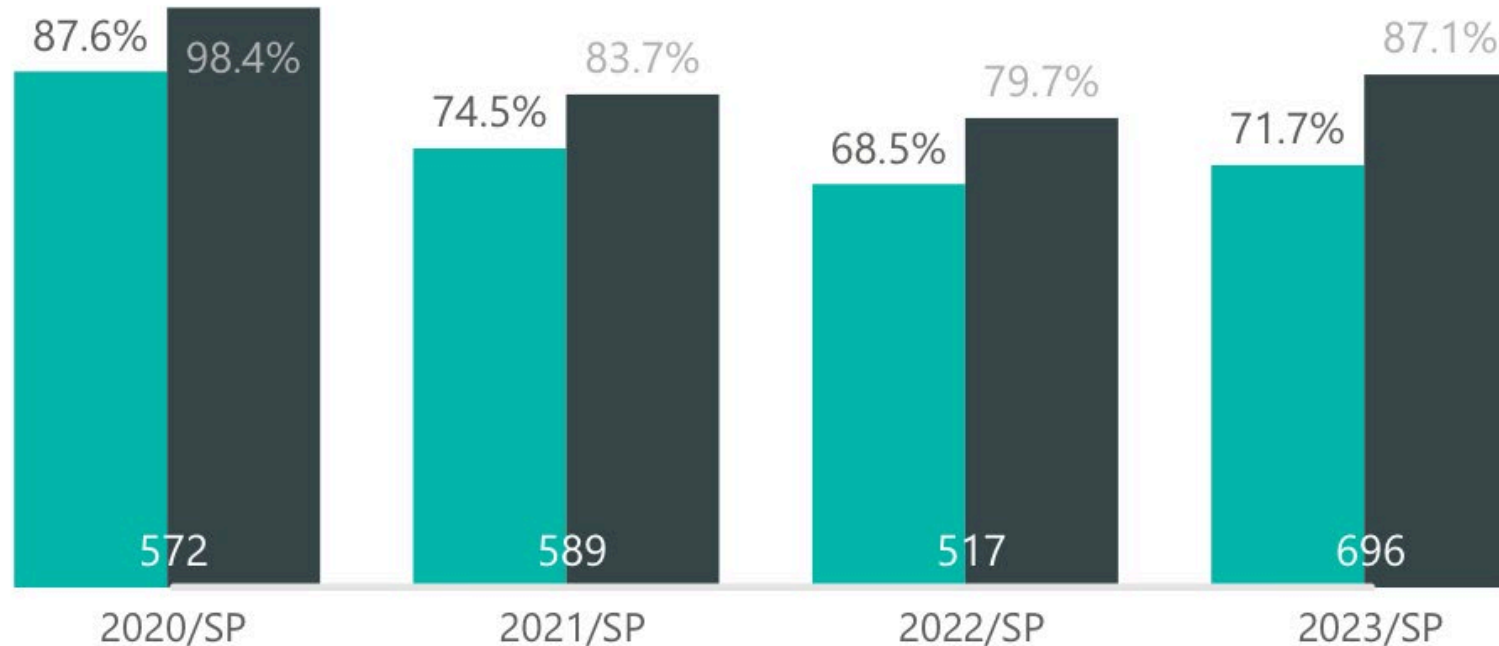
Hybrid – 3 sections, 82% fill rate

Dual Enrollment – 2 sections (classes not yet enrolled in Week 3)

Human Development

Four Year Course Success Trend

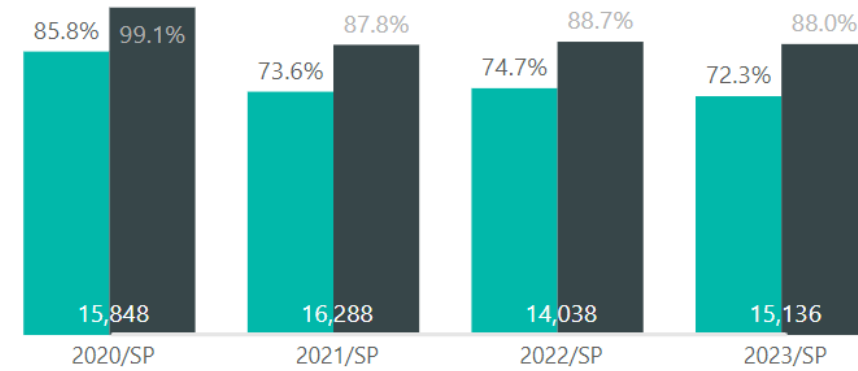
● Course Success ● Course Completion ● Enrollment



Behavioral and Social Sciences Division

Four Year Course Success Trend

● Course Success ● Course Completion ● Enrollment



Meeting Notes: Resembling BSS patterns, success rates were high during Spring 2020 with the outbreak of the pandemic. Since then, success rates have moved more towards pre-pandemic levels, settling at about 72% in Spring 2023.

Human Development – Disaggregated Achievement – Last four Spring Semesters.

Click on the + button to see data disaggregated by gender

Race/Ethnicity	Enrollment	Success Rate	Success Rate Gap	Course Completion Rate	Course Completion Gap
+ American Indian	11	36.4%	-39.3%	63.6%	-23.8%
+ Asian	238	83.2%	8.5%	89.1%	1.9%
+ Black or African American	398	66.8%	-10.4%	82.2%	-6.3%
+ Hawaiian/Pacific Islander	10	40.0%	-35.7%	70.0%	-17.4%
+ Hispanic or Latina/e/o	1,365	76.8%	2.9%	88.9%	3.5%
+ Two or More Races	84	76.2%	0.7%	86.9%	-0.5%
+ Unknown or Decline	20	70.0%	-5.6%	90.0%	2.7%
+ White	245	79.6%	4.5%	87.8%	0.4%

Human Development

Click on the + button to see data disaggregated by gender

Race/Ethnicity	Enrollment	Success Rate	Success Rate Gap	Course Completion Rate	Course Completion Gap
+ American Indian	11	36.4%	-39.3%	63.6%	-23.8%
+ Asian	238	83.2%	8.5%	89.1%	1.9%
+ Black or African American	398	66.8%	-10.4%	82.2%	-6.3%
+ Hawaiian/Pacific Islander	10	40.0%	-35.7%	70.0%	-17.4%
+ Hispanic or Latina/e/o	1,365	76.8%	2.9%	88.9%	3.5%
+ Two or More Races	84	76.2%	0.7%	86.9%	-0.5%
+ Unknown or Decline	20	70.0%	-5.6%	90.0%	2.7%
+ White	245	79.6%	4.5%	87.8%	0.4%

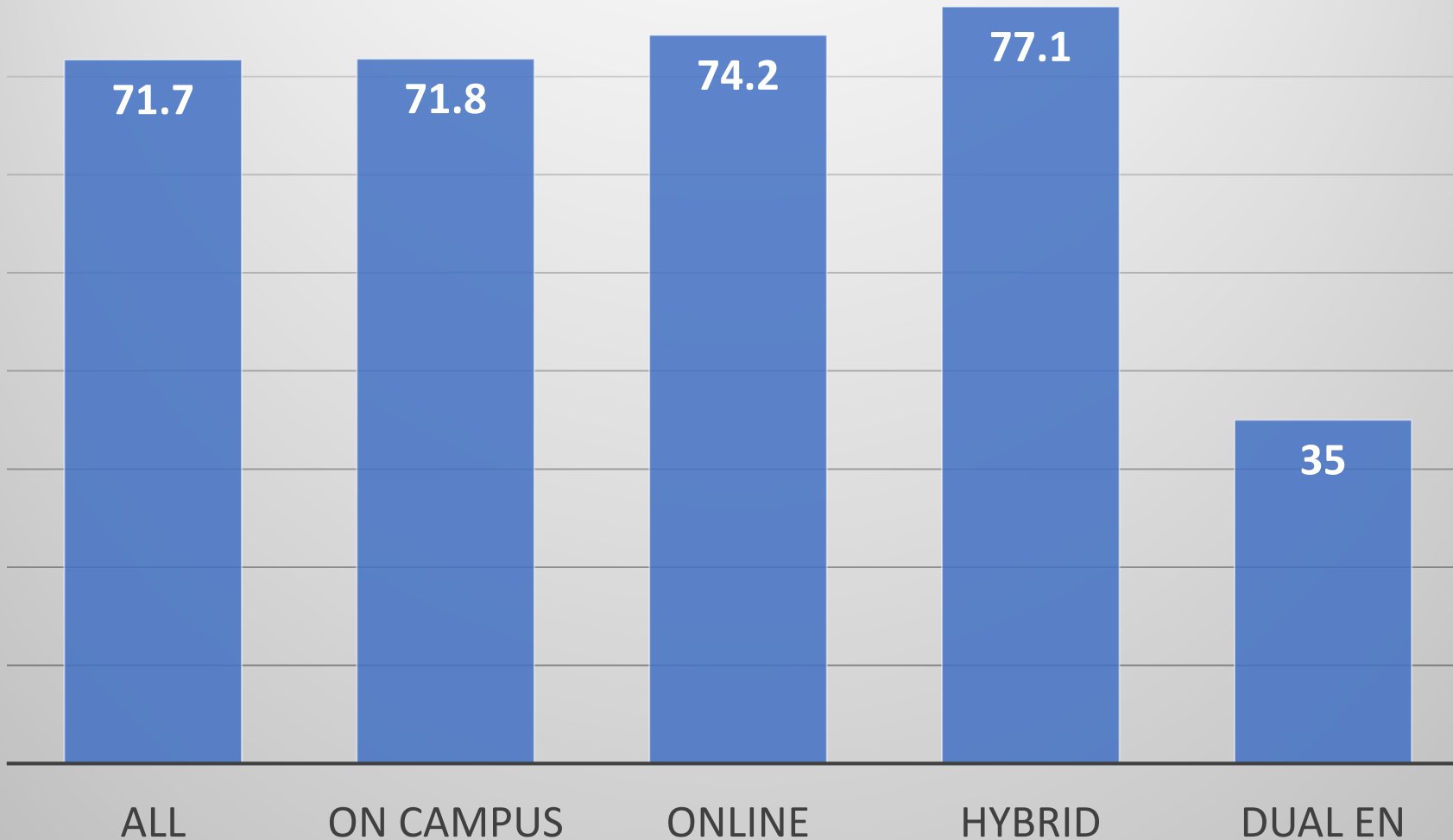
BSS Division

Click on the + button to see data disaggregated by gender

Race/Ethnicity	Enrollment	Success Rate	Success Rate Gap	Course Completion Rate	Course Completion Gap
+ American Indian	178	69.7%	-7.0%	90.4%	-0.6%
+ Asian	8,260	86.5%	11.3%	94.0%	3.5%
+ Black or African American	8,189	67.4%	-10.7%	87.7%	-3.8%
+ Hawaiian/Pacific Islander	279	67.4%	-9.3%	89.2%	-1.8%
+ Hispanic or Latina/e/o	32,674	75.2%	-3.1%	90.8%	-0.5%
+ Two or More Races	2,388	80.4%	3.9%	92.0%	1.0%
+ Unknown or Decline	420	72.1%	-4.6%	86.9%	-4.1%
+ White	8,871	81.3%	5.4%	92.1%	1.3%

Meeting Notes: HDEV supports the college's goals to close equity gaps. For the past four Spring semesters, equity gaps for Black and Latina/o HDEV students have been slightly below the division average. Additionally, HDEV gaps are 1.3% below the College-wide equity gap for Black students and 3.9% below the College-wide equity gap for Latina and Latino students. The College equity gap for Black students is 11.7% and for Latina/o students, 6.8%. HDEV gaps are 10.4% for Black students and 3.1% for Latina/o students.

Success by Modality – Human Development Spring 2023



Meeting Notes: Success rates are slightly higher in online sections than in on-campus sections. This may relate to the program populations taking the classes on campus.

The department thanks its PT faculty for their excellent work with HDEV students. They are essential to the success of the students and to the success of the program.

Everyone is reminded to complete their No Show and Active Enrollment reports to ensure that the College is adhering to regulatory guidelines; students are not burdened with unnecessary Ws; and success rates accurately reflect student performance.

Curriculum

Meeting Notes: The department has been developing new courses and revising existing ones to support students and College initiatives, such as non-credit, Guided Pathways, equity, apprenticeships, etc.

1. Revision HDEV 110 and HDEV 115 for CalGETC eligibility. 110 will be revised in Fall, and 115 in Spring.
2. New Course: HDEV 120 Service Learning for Social Problems has been developed and is entering curriculum process. It supports College initiatives for internships and apprenticeships and can be linked with courses such as Sociology 110 (Social Work).
3. Intro to LGBTQ+ Studies LGBT 101. This course has been developed and is in the curriculum process. An LGBTQ+ Studies AAT will be developed next.
4. New Non-Credit Courses
 - a. HDEV 510: College Success and Educational Planning Series (an open entry/open exit course, similar to HDEV 101). Has entered the curriculum process. 18 hour course.
 - b. 2-4 hour courses focused a specific topic in HDEV curriculum (work on in the Spring)
 - HDEV 511: Orientation and Educational Planning for College Success
 - HDEV 512: Time Management for College and Career Success
 - HDEV 513: Learning Strengths and Lifelong Learning for College and Career Success
 - HDEV 514: Well-Being for College and Career Success
 - HDEV 516: Goal-Setting for College and Career Success (We are reserving HDEV 515 for a different class.)
 - HDEV 517: Networking and Support Systems for College and Career Success
5. Existing non-credit courses and certificates. The Dean and dept faculty will meet with Matt Kline and Maricela Sandoval to strategize on offering these courses.

Department Business – SLO Assessment and Annual Plan

SLO Assessment - Juli

Spring 2023 – Done!

Fall 2023 – SLO #2 will be assessed in 101 and 110. Also, PLO #2 will be assessed.

HDEV 110 is a high impact course and will be assessed through Canvas outcomes. Juli will create a quiz/assessment for 110 SLO #2. She will share it with PT faculty in week 12 or 13. Kevin Degnan will make a video explaining the process, and Juli is also available to help in person. The following PT faculty will be assessing 110: Amy La Coe, Hatien Nguyen, Sarah Leinen, Nikki Barber, Chanae Wami, Cameron Delahoussaye, Lauren Takahashi, and Lori Ikari.

Annual Plan

Kristie