



Sociology Department Meeting

Thursday, Sept. 18, 2023

Sociology Department Meeting - Attendance

Meeting Notes are found in red text embedded
in the PowerPoint.

Sociology Faculty

Peter Aguilera

✓ Stacey Allen

Allison Baker

Michelle Bell-Blossom

Corina Diaz

✓ Mediha Din

✓ Sue Dowden

Stephanie Eaves

✓ Melissa Fujiwara

Justin Huft

Sociology Faculty

Jeffery Inada

Christopher Johnson

✓ Martin Leyva

Sacramento Mendoza Ramos

Jessica Rodriguez

✓ Kell Stone

James Thing

✓ Kassia Wosick

✓ Dean: Christina Gold

✓ Assoc. Dean: Irena Zugic

✓ Admin Clerk: Cecelia Mataalii

✓ Division Counselor: Cheryl Kroll

✓ BSS SLO Facilitator: Eduardo

Munoz

Sociology Department Meeting - Agenda

I) Reports

- a) Cheryl Kroll, Counseling
- b) Artificial Intelligence and Fraudulent Students

II) Scheduling, Enrollment and Success and Gap Data

III) Department Business

- a) Curriculum
- b) SLOs
- c) Load Change

Counseling Updates for Department Meetings: Fall 2023

Transfer Center Events:

<https://www.elcamino.edu/academics/transfer-center/events-and-workshops/index.aspx>.

September is TAG month. We offer the following TAG workshops: IN PERSON @ the Transfer Center LAB (SSB 200) 9/20 from 1-4 pm and 9/28 from 12-3 pm. Virtual via Zoom: 9/26 from 2-5 pm and 9/29 from 11am-1pm

University Fair: Our University Fall 2023 fair will be on Thursday, September 21st from 11am-2pm. With the fencing gone, we are bringing it back to the center of campus on the Library Lawn.

CSU/UC Application workshops began on October 1st. Both in person and virtual options will be available through the end of November. Students will sign up on the Transfer Center website.

Career Center Events:

<https://www.elcamino.edu/support/careers/index.aspx>

More meta major resources have been added to this website and students can now access job opportunities here as well.

Scheduling Counseling Appointments:

All general counselors were on Express/Drop in for the first two weeks of the term. Regular appointments resume on the week of September 11th. Students are able to book appointments via this link:

<https://www.elcamino.edu/support/counseling/appointments.aspx>.

Note: My office has moved to BSSB 120.

Meta Major Outreach

Planned events include contacting BSS majors with 40+ units to inform them of our Transfer Center events and to connect them to the Transfer Center; hosting a career panel with various BSS meta major professionals so students can learn more about careers in our majors; and creating a BSS social media page to give students a central place to access information regarding upcoming events, resources, etc. Per the flyer inserted into your mailboxes, we will also continue to host Chat With a Counselor events as well as meta major drop in events and appreciate you sharing these events with your students.

Any questions?

Artificial Intelligence and Fraudulent Students

Meeting Notes: The department discussed the rising rates of fraud and related use of artificial intelligence this Summer and Fall.

- Create an assignment that can't be answered by AI or a BOT that is required to stay enrolled and helps weed out fraudulent students. The Distance Education Office recommends requiring a student to post a short introductory video or audio post or using an interaction on Pronto.
- Drop students as No Shows who do not complete the assignment, or do not complete it in the required format.
- You can always reinstate a student who is mistakenly dropped.
- Send a list of the fraudulent students you dropped with their name, email and student id, to the financial aid office (eccfaid@elcamino.edu).
- After No Shows, require a student suspected of fraud to meet with you on Zoom to stay enrolled. Drop them if they don't respond or show to the meeting.
- If you find a fraudulent student after No Shows have been filed, submit a [Maxient](#) form and select "suspected fraud" as the reason for the report. It will go to Student Development, Financial Aid and Admissions & Records. You can submit multiple students on one Maxient report. This will trigger the student discipline process which can lead to the withdrawal of the student(s) from your course.

Fall Section Count 2020-22

Meeting Notes: This Fall 2023, the largest number of sections were offered since the start of the pandemic.

Class	Fall 2020 (34 sections)	Fall 2021 (29 sections)	Fall 2022 (31 sections)	Fall 2023 (34 Sections)
101	18	15	17	18
101H	1	1	1	2
102	4	3	3	3
104	3	3	3	3
107	2	2	2	2
109A	1	1	1	1
112	3	3	3	4
118	1	1	1	1

Fall Schedule and Enrollment Snapshot – week two

Meeting Notes: Fill rates were 79%. On-campus fill rates (82%) were higher than online fill rates (78%). The Dean is struggling to staff on campus sections for Spring. PT faculty are declining on-campus offers.

Total Sections – 34

Seats Filled – 1,311

Overall Fill Rate – 79% fill rate

Online – 25 sections, 78% fill rate

On Campus – 7 sections, 82% fill rate

Hybrid – 2 sections, 85% fill rate

Spring 2022 v 2023 Schedule & Enrollment

(snapshot week two)

Meeting Notes: In the week two snapshot, enrollment grew 9% from Fall 2022. On-campus and hybrid fill rates have improved significantly.

Fall 2022

Total Sections - 31 sections

Seats Filled – 1,205

Overall Fill Rate – 82% fill rate

Online – 23 sections, 90.5% fill rate

On Campus – 4 sections, 61% fill rate

Hybrid – 4 sections, 70.5% fill rate

Fall 2023

Total Sections – 34

Seats Filled – 1,311

Overall Fill Rate – 79% fill rate

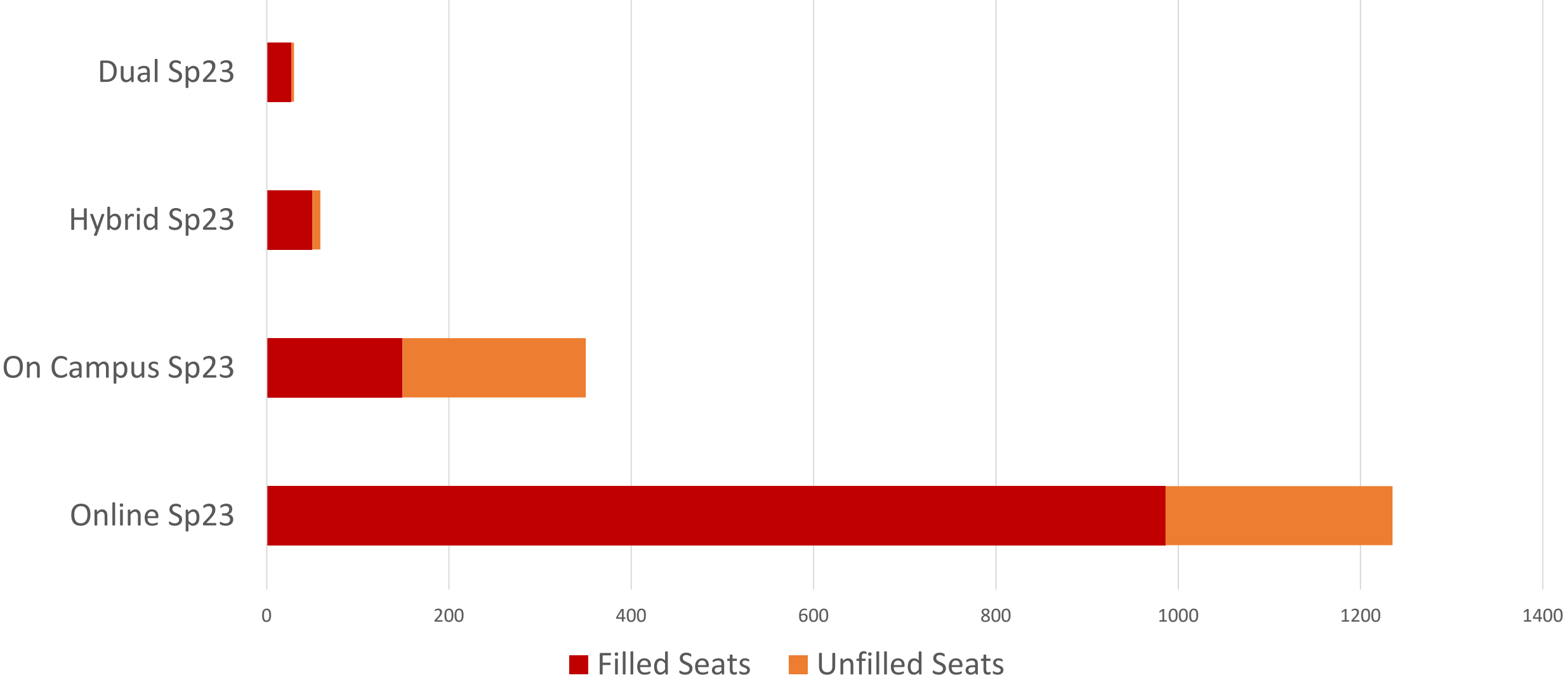
Online – 25 sections, 78% fill rate

On Campus – 7 sections, 82% fill rate

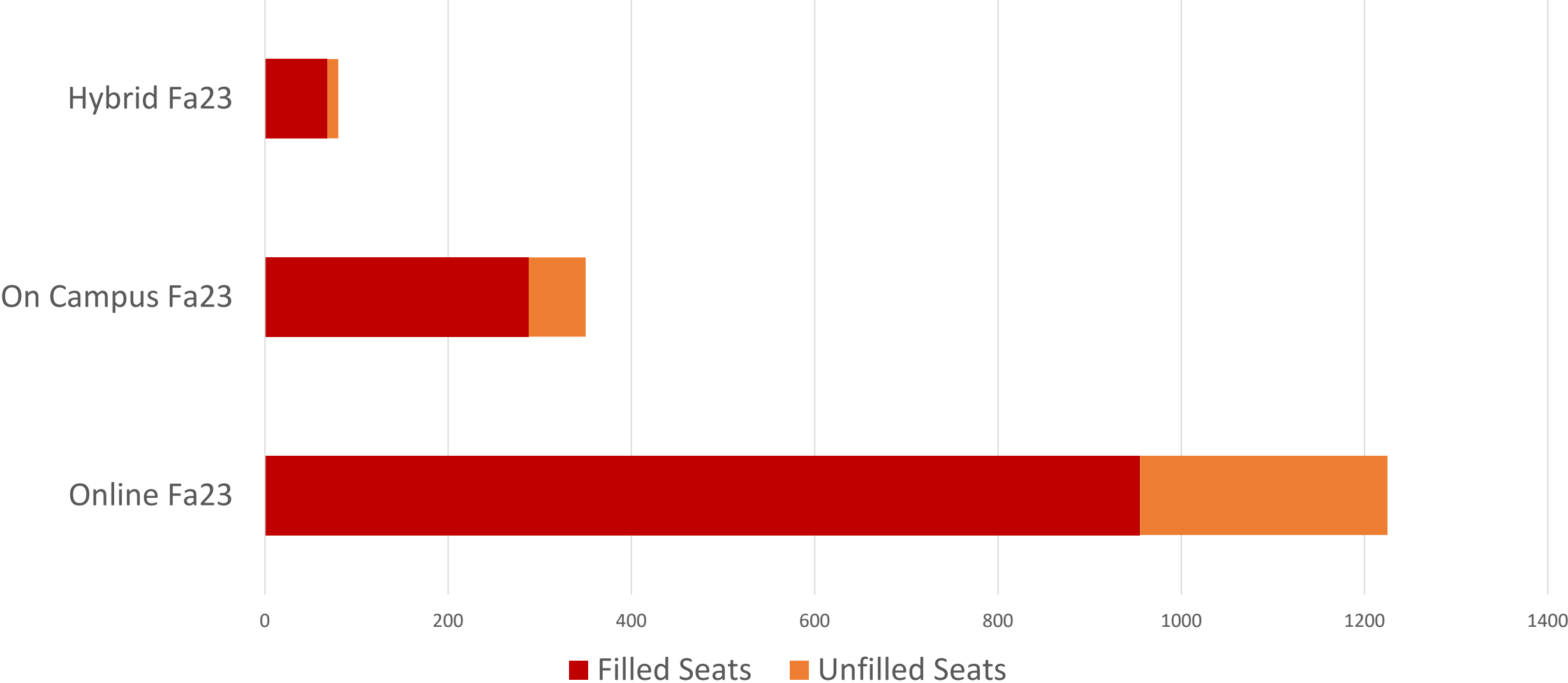
Hybrid – 2 sections, 85% fill rate

Spring 2023 Enrollment – Seats Filled and Unfilled (Snapshot –week two)

Meeting Notes: In the week two snapshot, Spring 2023 on campus fill rates were very low (below 50%).



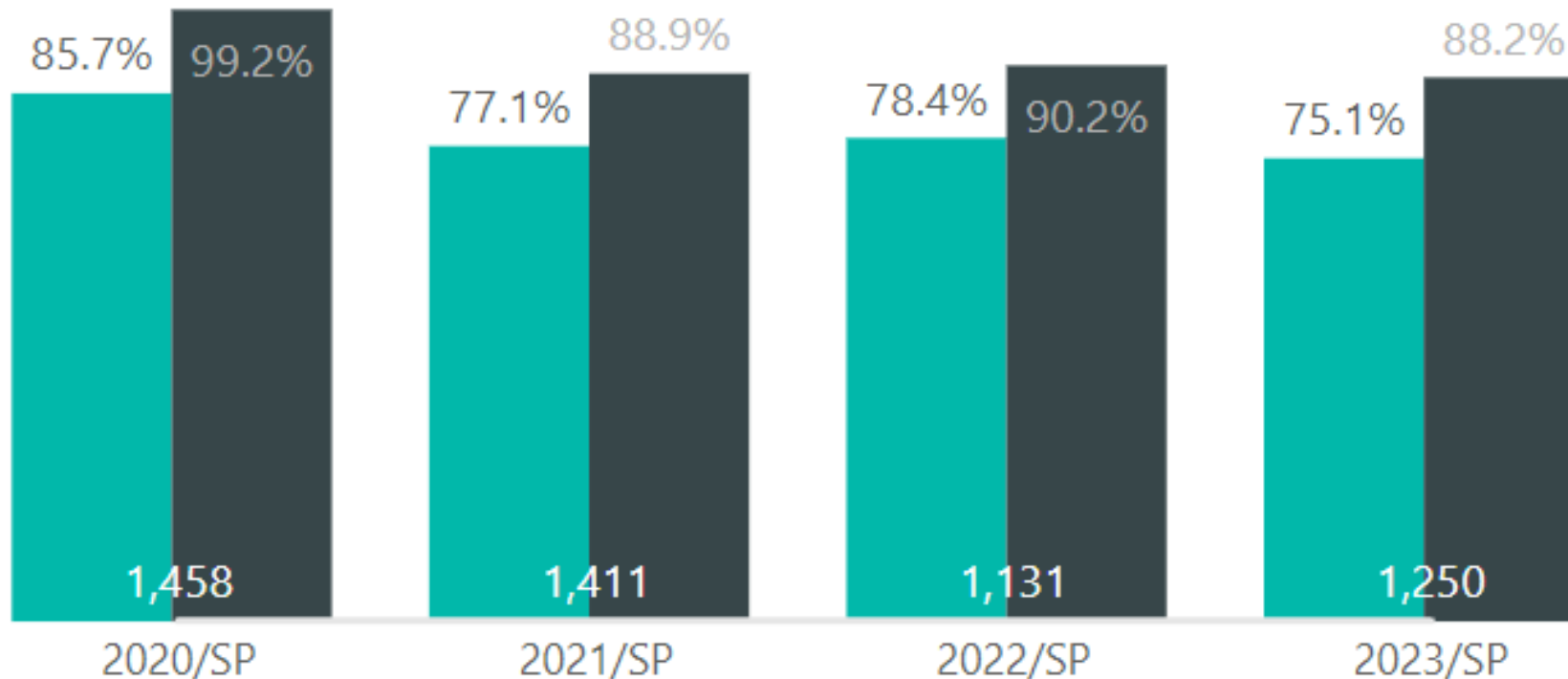
Fall 2023 Enrollment – Seats Filled and Unfilled (Snapshot – week two)



Sociology

Four Year Course Success Trend

● Course Success ● Course Completion ● Enrollment

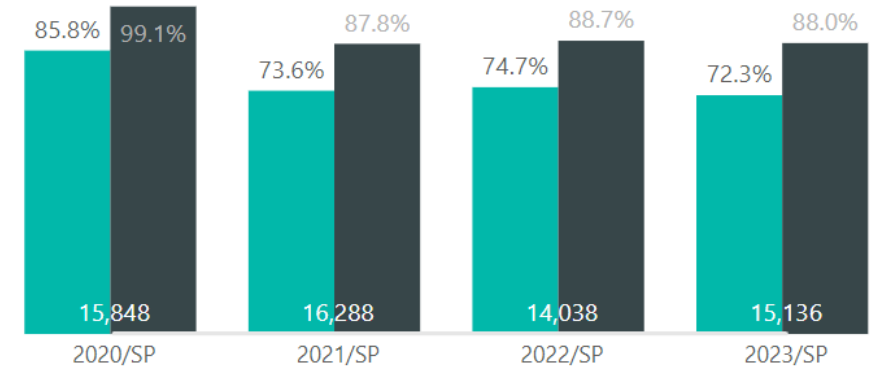


Behavioral and Social Sciences Division

Four Year Course Success Trend

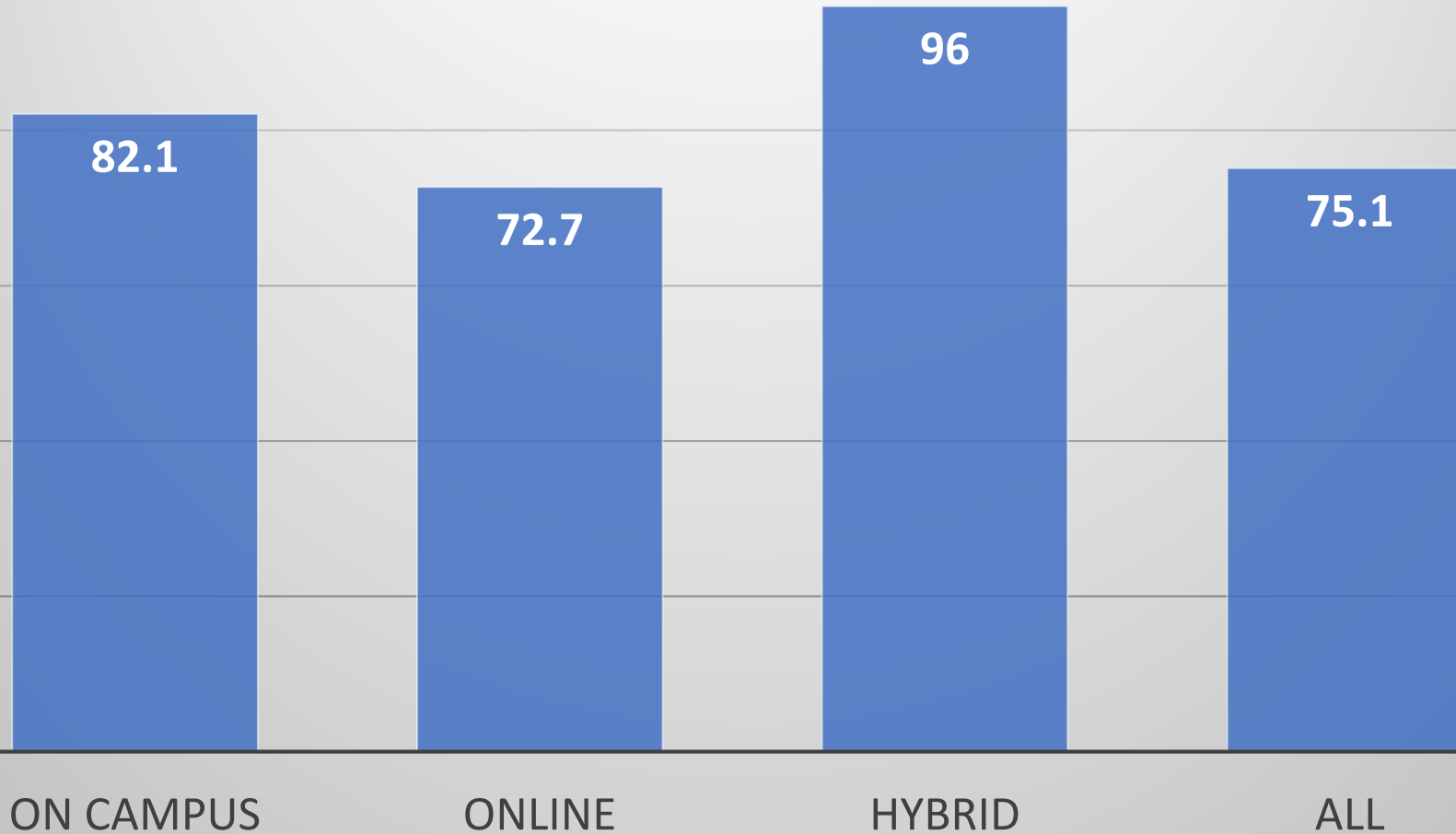
Use slider through s

● Course Success ● Course Completion ● Enrollment



Meeting Notes: Resembling BSS patterns, SOCI success rates have stayed relatively steady with a slight decline in Spring 2023.

Success by Modality – Sociology – Spring 2023



Meeting Notes: Following traditional patterns with online instruction, online success rates in Spring 2023 were significantly lower than on-campus success rates.

Sociology – Disaggregated Achievement – Last four Spring Semesters.

Click on the + button to see data disaggregated by gender

Race/Ethnicity	Enrollment	Success Rate	Success Rate Gap	Course Completion Rate	Course Completion Gap
<input type="checkbox"/> American Indian	14	57.1%	-22.2%	92.9%	1.0%
<input type="checkbox"/> Asian	681	89.7%	12.0%	94.6%	3.1%
<input type="checkbox"/> Black or African American					
Female	615	73.5%	-7.3%	90.9%	-1.6%
Male	229	69.9%	-10.3%	90.0%	-1.4%
Unknown or Decline	< 10				
<input type="checkbox"/> Hawaiian/Pacific Islander	27	88.9%	9.6%	96.3%	4.4%
<input type="checkbox"/> Hispanic or Latina/e/o	2,777	79.0%	-0.5%	91.7%	-0.4%
<input type="checkbox"/> Two or More Races	193	82.9%	3.7%	95.9%	4.1%
<input type="checkbox"/> Unknown or Decline	105	35.2%	-45.0%	68.6%	-23.8%
<input type="checkbox"/> White	608	84.9%	6.3%	94.1%	2.5%

Sociology

Click on the + button to see data disaggregated by gender

Race/Ethnicity	Enrollment	Success Rate	Success Rate Gap	Course Completion Rate	Course Completion Gap
+ American Indian	14	57.1%	-22.2%	92.9%	1.0%
+ Asian	681	89.7%	12.0%	94.6%	3.1%
+ Black or African American	844	72.5%	-8.1%	90.6%	-1.5%
+ Hawaiian/Pacific Islander	27	88.9%	9.6%	96.3%	4.4%
+ Hispanic or Latina/e/o	2,777	79.0%	-0.5%	91.7%	-0.4%
+ Two or More Races	193	82.9%	3.7%	95.9%	4.1%
+ Unknown or Decline	105	35.2%	-45.0%	68.6%	-23.8%
+ White	608	84.9%	6.3%	94.1%	2.5%

BSS Division

Click on the + button to see data disaggregated by gender

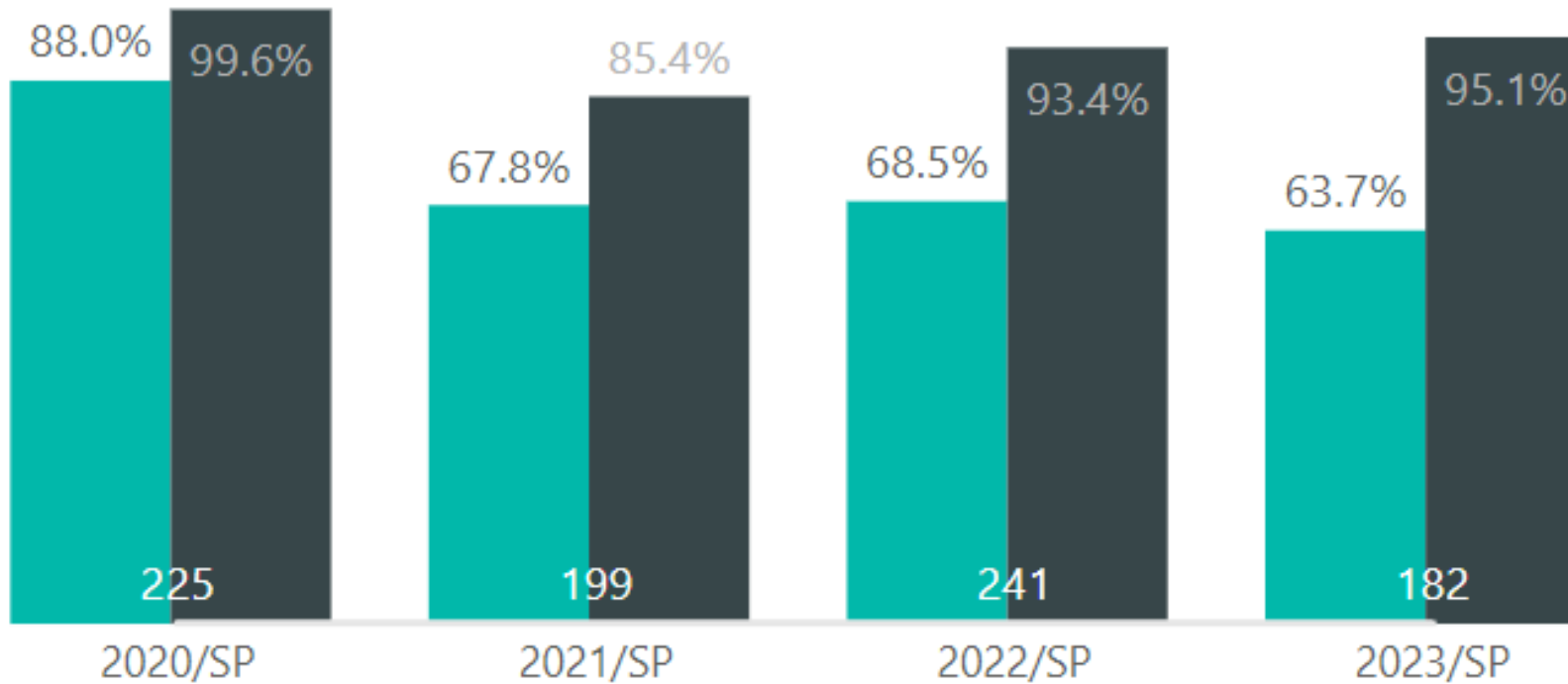
Race/Ethnicity	Enrollment	Success Rate	Success Rate Gap	Course Completion Rate	Course Completion Gap
+ American Indian	178	69.7%	-7.0%	90.4%	-0.6%
+ Asian	8,260	86.5%	11.3%	94.0%	3.5%
+ Black or African American	8,189	67.4%	-10.7%	87.7%	-3.8%
+ Hawaiian/Pacific Islander	279	67.4%	-9.3%	89.2%	-1.8%
+ Hispanic or Latina/e/o	32,674	75.2%	-3.1%	90.8%	-0.5%
+ Two or More Races	2,388	80.4%	3.9%	92.0%	1.0%
+ Unknown or Decline	420	72.1%	-4.6%	86.9%	-4.1%
+ White	8,871	81.3%	5.4%	92.1%	1.3%

Meeting Notes: Equity gaps are significantly lower in Sociology than in the division - 2.6% lower for Black and Latina/o students. Notably, the gap for Latina/o is very small at 0.5%.

Women's Studies – Spring Success Rates

Four Year Course Success Trend

● Course Success ● Course Completion ● Enrollment

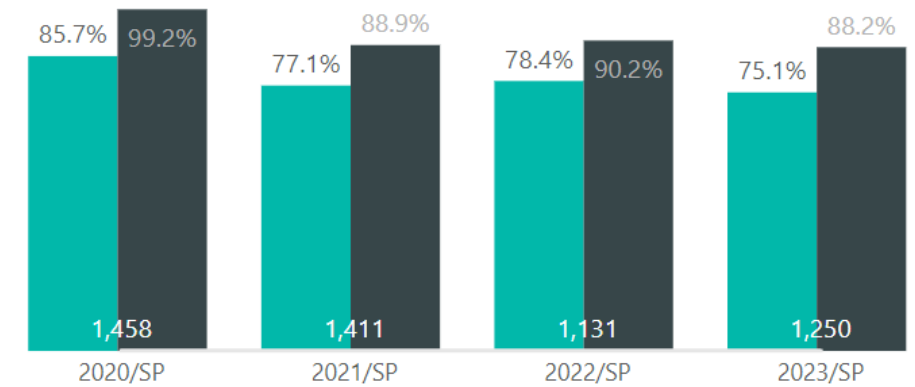


Sociology

Four Year Course Success Trend

● Course Success ● Course Completion ● Enrollment


Use slider to
through sec



Meeting Notes: Success rates in Women's Studies classes is significantly lower than in Sociology. In Spring 2023, Women's Studies success rates were 11.3% lower than in Sociology.

Women's Studies – Disaggregated Success – Last Four Spring Semesters

Equity and Disproportionate Impact Data includes last four Spring terms.

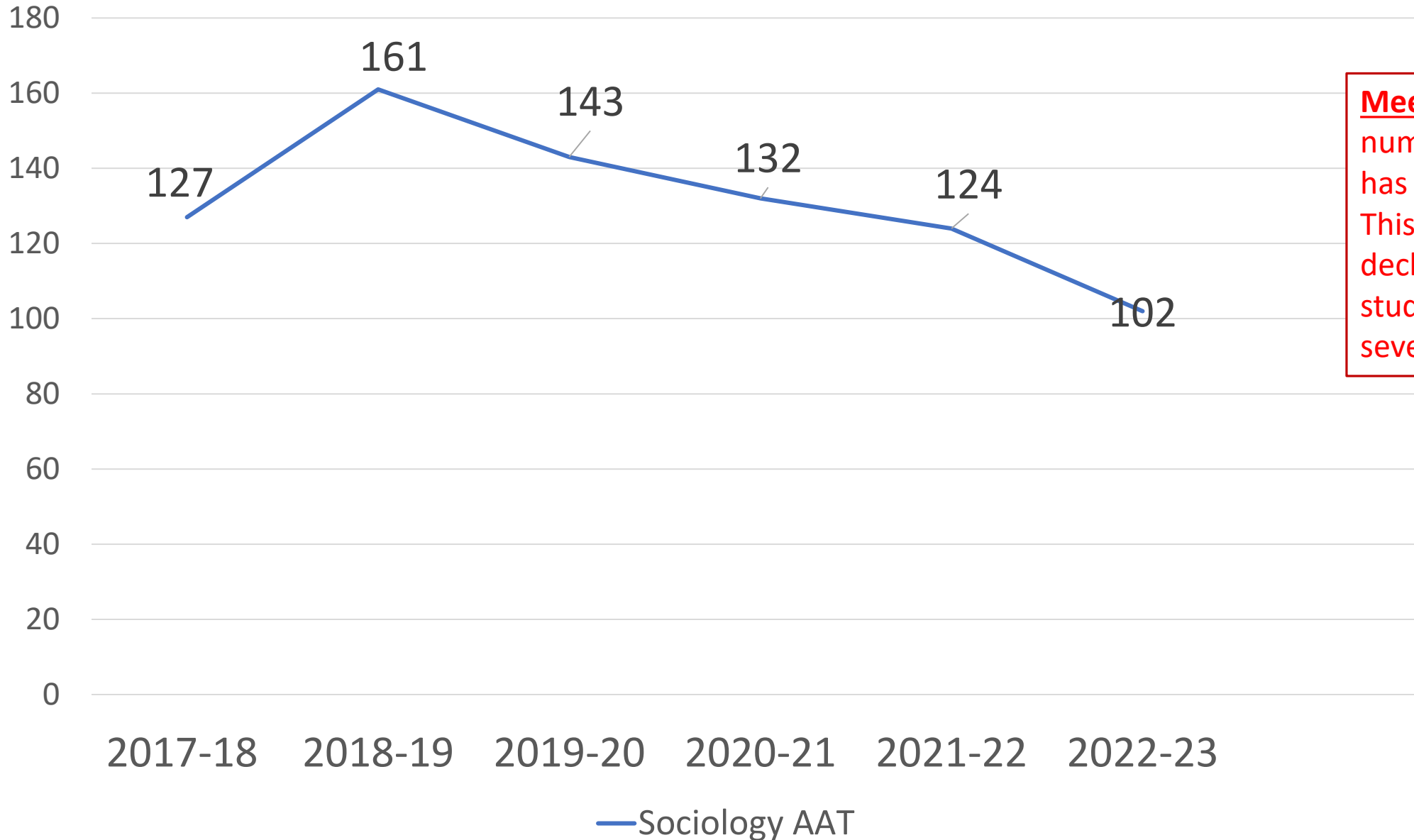
Spring 

Meeting Notes: Equity gaps for Black students are much higher in WSTU than in Sociology (19.2% v. 8.1%). However, in WSTU, Latina/o students achieve 7.6% above the average.

Click on the + button to see data disaggregated by gender

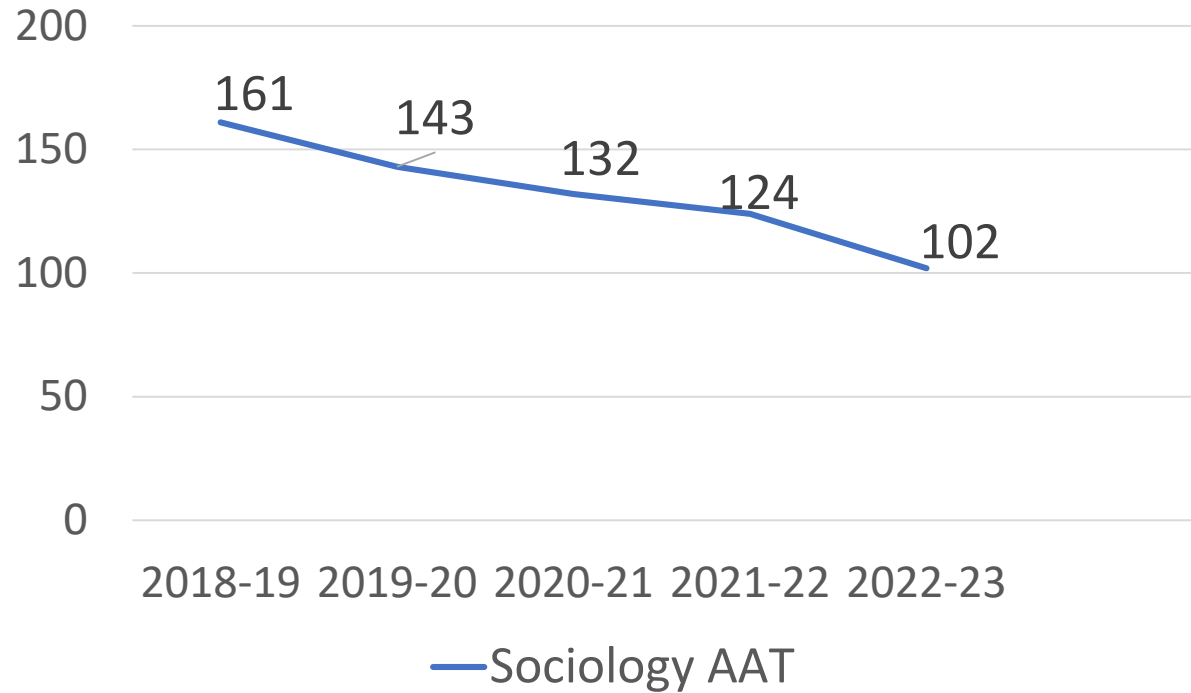
Race/Ethnicity	Enrollment	Success Rate	Success Rate Gap	Course Completion Rate	Course Completion Gap
+ American Indian	< 10				
+ Asian	86	82.6%	11.2%	97.7%	4.6%
+ Black or African American	150	56.7%	-19.2%	90.7%	-3.5%
+ Hawaiian/Pacific Islander	< 10	88.9%	16.6%	100.0%	6.6%
+ Hispanic or Latina/e/o	444	76.1%	7.6%	92.8%	-1.5%
+ Two or More Races	32	84.4%	12.4%	96.9%	3.5%
+ Unknown or Decline	< 10	100.0%	27.6%	100.0%	6.5%
+ White	123	66.7%	-6.8%	95.1%	1.9%

SOCIOLOGY AATs

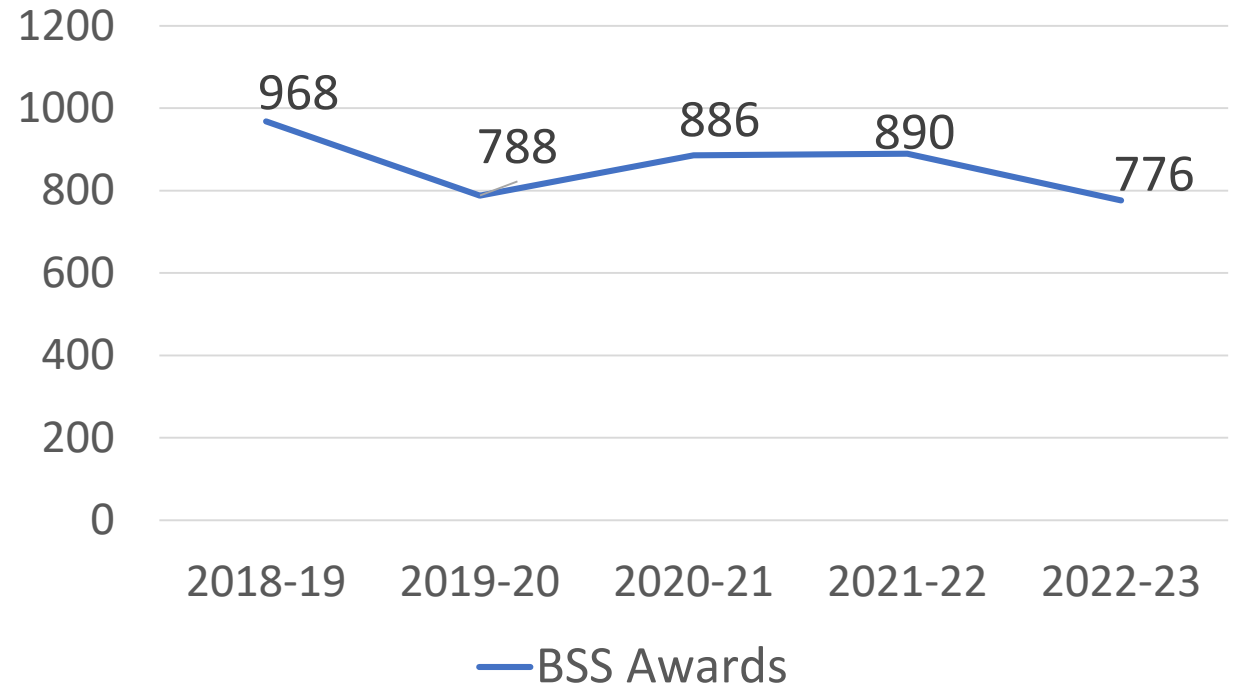


Meeting Notes: The number of AATs awarded has declined significantly. This is possibly due to the decline in the number of students over the past several years..

SOCIOLOGY AATs



BSS Awards



Meeting Notes: The number of AATs awarded by the division has also declined, although not as sharply as the Sociology degrees.

Curriculum, SLOs and Load Change

- Curriculum (Melissa)
 - Eligibility for English 1A prerequisite
- Student Learning Outcomes (Kassia and Eduardo)
 - 101, 101H – SLO 2 – Outcomes Project
 - WSTU 1 – SLO 2 – Outcomes Project
 - 107, 109, 118.

Meeting Notes:

Curriculum: The department discussed whether to remove the eligibility for English 1A prerequisite. Removal would allow 11th grade students to take the course. 9th and 10th grade students could be restricted. The department will communicate and let the DCC know at its meeting on October 26th.

Assessment: Eduardo praised the program for the outstanding job it does with assessment semester after semester. The department discussed efforts to develop a rubric to assess its high impact courses (SOCI 101 & 104; WSTU 1) through Canvas outcomes. Canvas outcomes assessment of high impact courses is occurring throughout the division. Eduardo offered to help with any technical or other issues and reminded the department that assessment may or may not count toward the grade or can be used as a pre-test, study tool. The department plans to work together ahead of time on common assessment tools.

Memorandum of Understanding between El Camino Community College District and the El Camino College Federation of Teachers
June 13, 2023

Collective Bargaining Agreement (CBA) Article 8 Sections 2, 6, and 7, Teaching Load
 This Memorandum of Understanding (MOU) represents the resolution of the Class Size Determination process for class size changes submitted during the 2021-2022 academic year. This process is an extension of the follow CBA articles:

- Article 8 Section 4 – Instructional Objectives
- Article 8 Section 7 – Division Load Committee

It is hereby agreed between the parties that:

1. Effective Winter 2024, all of the below classes will have the following student course caps.

New Cap	CLRW Approved Cap	Current Cap	Class(es)
40	35	45	American Studies 7
45	35	45	Art History 101
40	35	45	Art History 102a, 102b, and 102c
40	40	45	Astronomy 20
27 ¹	24	31	Chemistry 1A, 1B, 4, and 20
10	10	20	Educational Development 29
18	18	30	Educational Development 35
20	20	30	Educational Development 36
14	14	18	Educational Development 37
30	25	30	English 1A and 1As
45	35	45	History 101 and 102
40	35	45	History 105, 106, 108, 110, 111, 112, 114, 122, 128, 129, 140, 141, 152, and 154
35	35	38	Japanese 1 and 2
30	30	35	Japanese 3 and 4
20	20	28	Journalism 6

Meeting Notes: Negotiations on course caps are partially completed. Sociology 101 will be reduced from 50 to 45 students. Other Sociology classes will be reduced from 45 to 40. At the conclusion of contract negotiations, negotiation will resume on higher enrolled courses, including Sociology 101.

20	20	25	Journalism 9
20	20	30	Journalism 11 and 14
40	35	50	Psychology 117, 119, and 125
45	40	50	Sociology 101
40	35	50	Sociology 102, 104, 107, 108, 110, 112, 113, 115, and 118

1. This Memorandum of Understanding shall settle all impacts and effects relating to the actions and decisions in implementing new class sizes commencing Winter 2024. This Memorandum of Understanding is not intended to establish or support any claim of “past practice” regarding the next round of submittals or negotiations pertaining to course caps.
2. The updated and complete ECC Course Cap spreadsheet will be updated and posted on the HR website where MOUs are posted by July 1 every year.
3. All course capacity changes included in this memorandum of understanding will be re-negotiated during Spring 2026 for implementation beginning Fall 2026.
4. Upon completion of Federation and District contract negotiations, negotiations for the AHIS 101, ENGL 1A and 1As, HIST 101 and 102, and SOC 101 applications will recommence between the Federation and the VPAA within 10 business days after Federation ratification of the successor contract.

For the Federation:

Stephanie Merz

Stephanie Merz

El Camino College Federation of Teachers

Date June 13, 2023

For the District:

Jane Miyashiro

Jane Miyashiro, Vice President Human Resources

El Camino Community College District

Date 7/10/2023