



El Camino College

Application for Admission

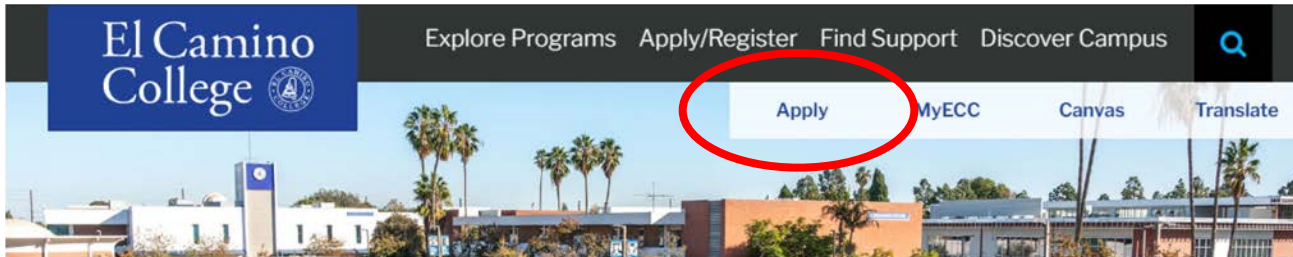
www.elcamino.edu

HAVE THESE ITEMS BEFORE APPLYING

- **Valid Email Address**
- **Social Security Number** (if you have one)
- Parental Military Information (if applicable)
- Residency Status Documentation (if applicable)

EL CAMINO COLLEGE WEBSITE

1. Go to www.elcamino.edu
2. In the top-right, click on **Apply**




3. Scroll down and click the **Start Application** button

START APPLICATION


OPENCCC ACCOUNT

You may see an additional security check. Click **I'm not a robot** to proceed.

www.opencccaply.net - Additional security check is required



☐ I'm not a robot


reCAPTCHA
[Privacy](#) - [Terms](#)

Why am I seeing this page?

The website you are visiting is protected and accelerated by Incapsula. Your

OPENCCC ACCOUNT


If this is your first time applying to a California Community College, click **Create an Account**.

Application for Admission to College

Before applying to college you must first have an OpenCCC account.

The OpenCCC single sign-in account allows you to access the online services of the California Community Colleges.

OpenCCC is a service of the California Community Colleges Chancellor's Office. The information in your account is kept private and secure.

[Create an Account](#) 

Sign In

Or if you previously created an OpenCCC account, click **Sign In**.

OPENCCC ACCOUNT

Forgot your account information?

If you previously created an OpenCCC account and forgot your password, click **Forgot your password?**

Sign In

To continue to your California Community Colleges student account, please sign in or create a new account.

* Required field

Email or mobile phone *

Next

Create an Account

Forgot your password?

Forgot Your Password?

Tell us more about you so we can find your Account.

* Required field

Date of birth *

Last name *

Next

1. Confirm your date of birth and last name. Click the **Next** button.
2. Choose a contact method to receive a password reset.

Still Can't Sign In?

Call (877) 247-4836 or email support@openccc.net

OPENCCC ACCOUNT

You must first verify your email address or mobile phone number to continue.

If you have a school email address, it is better to use a **personal email address** to ensure you will retain access after you graduate.

Enter your personal email address or mobile phone number, then click the **Email/Text My Security Code** button.

On the next screen, enter your 6-digit verification code.

Create Your Account

Enter your email address to begin creating your California Community Colleges student account. You will receive a code via email to verify your identity and keep your account secure.

Email

[Use mobile phone instead](#)

Email My Security Code

[Back to Sign In](#)

OPENCCC ACCOUNT

Create your OpenCCC account by providing your **Contact Information**, **Personal Information**, and **Credentials**.

Create Profile

What

Create a secure California Community Colleges account.

Why

A California Community Colleges account will save your progress for future sessions.

How Long

3 steps

(Estimated 2 minutes remaining)



Step 1

Contact Information

Please enter your Contact Information in the following fields.

* Required field

OPENCCC ACCOUNT

For Step 2 (Personal Information), please enter your **Legal First Name**, **Legal Middle Name** (if any), and **Legal Last Name**. There is a separate field for Preferred Name if different from your legal name.

Step 2

Personal Information

*

Required field

Legal First Name

Legal Middle Name

Legal Last Name

*

OPENCCC ACCOUNT

For Step 3 (Credentials), create a password that meets the stated requirements, then click the **Create Account** button.

Step 3 Credentials

Password must:

✓ not contain your name

✓ be at least 8 characters in length

✓ contain at least one uppercase letter

✓ contain at least one lowercase letter

✓ contain at least one number

✓ contain at least one of the following special characters (!, @, #, \$, %, ^, & or *)

Password

.....

Confirm Password

.....

Create Account

ID.ME VERIFICATION

ID.me is available to El Camino College applicants to verify and protect their identity.

Verification usually takes 5-10 minutes and requires you to submit identity documentation.

Read the provided info, then choose an option:

- **Verify with ID.me** – select this option to **create an ID.me account** and proceed with verification.
- **What if I can't verify my identity with ID.me?** – select this option to **decline ID.me** and proceed to My Applications



CCC Students Expected to Verify Their Identity with ID.me

The California Community Colleges (CCC) now use ID.me to help keep your identity safe and make it easier to apply to college and get financial aid.

Why Do I Need to Verify My Identity?

- Verifying your identity helps protect against someone else stealing it to apply for college or financial aid.
- If you skip ID.me verification, your college application may be put on hold until you verify who you are.
- Identity verification is required before you can get your financial aid.

What to expect:

- 1 Redirecting you to the ID.me website
- 2 Verifying your identity with **primary** or **secondary** documents
- 3 Returning you to your community college application




What if I can't verify my identity with ID.me?

START A NEW APPLICATION

After creating your account, your next step is to complete and submit an application.

NOTE: You have not yet applied to El Camino College. Your CCCID is for CCCApply and is not your El Camino College Student ID Number.



The screenshot displays the CCCApply web application interface. At the top, the California Community Colleges logo is on the left, and the 'CCCApply' text is in the center. On the right, there are links for 'My Applications', 'Settings', and 'CCC MyPath'. Below this, a blue banner features the El Camino College logo and a photograph of a college building. The main content area is titled 'My Applications' and contains a large white box with a blue button labeled 'Start a New Application'.

California Community Colleges CCCApply

CCCID: [Name of Student] Sign Out

My Applications Settings CCC MyPath

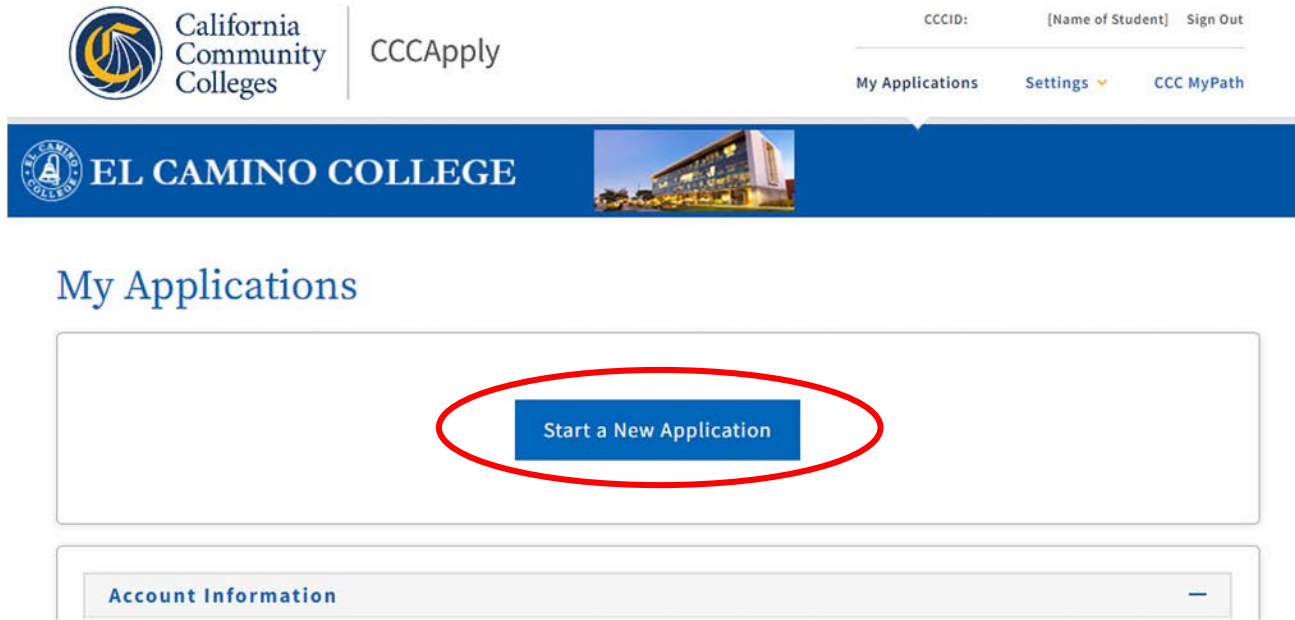
EL CAMINO COLLEGE

My Applications

Start a New Application

START A NEW APPLICATION

Click the **Start a New Application** button to begin your application for admission.



The screenshot displays the CCCApply website interface. At the top, the California Community Colleges logo and 'CCCApply' text are on the left. On the right, there are links for 'My Applications', 'Settings', and 'CCC MyPath'. Below this is a blue banner for 'EL CAMINO COLLEGE' with its logo and a building image. The main content area is titled 'My Applications' and contains a large white box with a blue button labeled 'Start a New Application', which is circled in red. At the bottom, a section titled 'Account Information' is partially visible.

California Community Colleges | CCCApply

CCCID: [Name of Student] Sign Out

My Applications Settings CCC MyPath

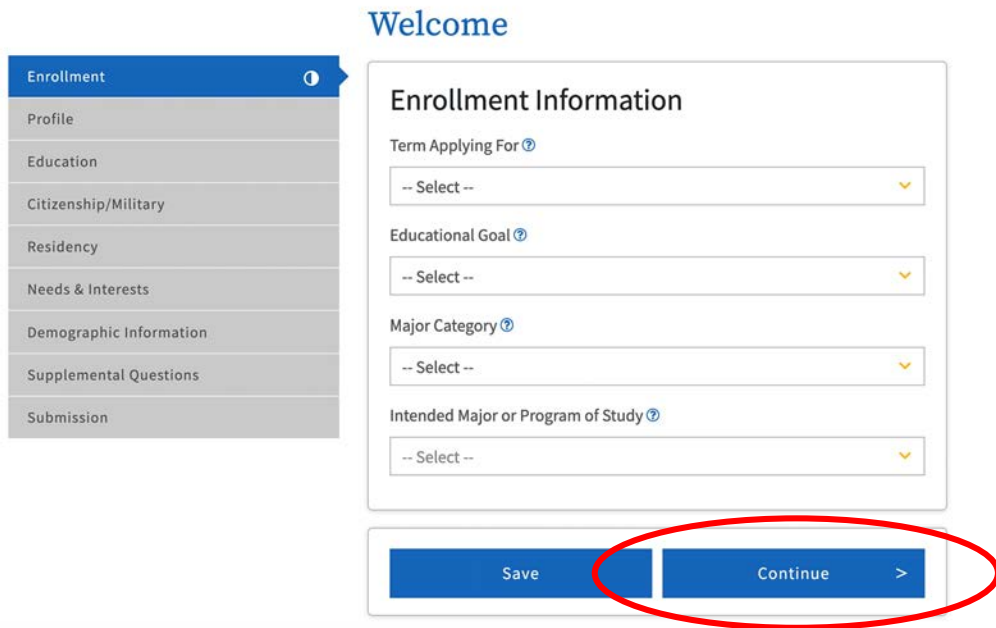
EL CAMINO COLLEGE

My Applications

Start a New Application

Account Information

ENROLLMENT INFORMATION



The screenshot shows a web interface for enrollment information. On the left is a vertical sidebar with a blue header 'Enrollment' and a list of menu items: Profile, Education, Citizenship/Military, Residency, Needs & Interests, Demographic Information, Supplemental Questions, and Submission. The main content area is titled 'Welcome' and 'Enrollment Information'. It contains four dropdown menus, each with a question mark icon: 'Term Applying For', 'Educational Goal', 'Major Category', and 'Intended Major or Program of Study'. Each dropdown currently shows '-- Select --'. At the bottom of the form are two buttons: 'Save' and 'Continue'. The 'Continue' button is blue with a right-pointing chevron and is circled in red.

1. Select the **Term Applying For**
Choose the earliest term you wish to start taking classes, e.g. Summer Term 2024
2. Select an **Educational Goal**
e.g. Obtain an associate degree and transfer, Earn a career technical certificate, etc.
3. Select your **Major Category** and **Intended Major or Program of Study**
This is a starting point for admission purposes. If you are unsure, make your best guess. You can always change your major later.

Click the **Continue** button when finished with each page. Each page is automatically saved every time you click Continue.

PROFILE

Click this option if you have a Social Security Number or Taxpayer ID Number

Social Security Number

The Social Security Number (SSN) or Taxpayer Identification Number (TIN/iTIN) is used by the college as a means of matching student records, facilitating federal financial aid, and reporting tax-related information to the Internal Revenue System (IRS). However, it is not required for admission.

[Why am I being asked for my social security number?](#)

Do you have a social security number or taxpayer identification number?

☒ Yes, I have a social security number or taxpayer identification number.

☐ No, I do not have a social security number or taxpayer identification number, or I decline to provide one at this time.

Please enter your 9-digit social security number or taxpayer identification number (format xxx-xx-xxxx or xxxxxxxxx, it does not matter if you include the dashes).

Confirm your social security number or taxpayer identification number.

Or click here if you have never had a SSN or decline to provide one

Do you have a social security number or taxpayer identification number?

☐ Yes, I have a social security number or taxpayer identification number.

☒ No, I do not have a social security number or taxpayer identification number, or I decline to provide one at this time.

Just Remember...

Providing a social security number or taxpayer identification number is not required with respect to non-U.S. resident students (whether documented or undocumented), students taking noncredit courses, students whose qualified tuition and related expenses are waived or paid with scholarships or paid by an institutional third party including an employer or government agency. (26 C.F.R. § 1.6050S-1.) A SSN or TIN/iTIN is not required when IRS reporting is not required.

☐ Check this box if you are a student enrolled exclusively in noncredit courses, an undocumented student, an international student, a nonresident alien, or another exception and do not have a social security number or taxpayer identification number.

Click this option if it applies to you

PROFILE

For persons under 19 years of age, select the Parent/Guardian statement which applies to you.

Parent/Guardian Information

Determining your California residency for tuition purposes is based on the residency of your parent(s) or guardian(s) until you are 19 years of age, except in certain special circumstances. Nonresident students who meet eligibility requirements may apply for nonresident tuition exemption (AB540). [?](#)

Select the statement that applies to you:

- ☐ I have a **parent** or **guardian**. [?](#)
- ☐ I was in **foster care** at any time after my 13th birthday. [?](#)
- ☐ I do not have a parent or guardian, or at least one of the following statements is true about me:
- ☐ I do not have a living parent or guardian.
 - ☐ I am or have been married.
 - ☐ I am legally **emancipated**. [?](#)
 - ☐ As of [stated date], I will be on active duty in the armed services.
 - ☐ As of [stated date], I will have been **self-supporting** for at least one year. [?](#)

Is your mailing address the same as your permanent address?

If yes, click the checkbox saying so and the Current Mailing Address fields disappear.

Current Mailing Address

☒ My mailing address is the same as the Permanent Address in my OpenCCC Account above [?](#)

Save

Continue



EDUCATION

Make sure to answer Education questions with the stated date in mind!

If you will be a recent high school graduate by the stated date, select **First-time student in college (after leaving high school)** and proceed to High School Education.

Or if you will still be a K-12 student as of the stated date and looking to take college courses through **Dual Enrollment**, select **Enrolling in high school (or lower grade) and college at the same time**.

Education

Your responses will be kept private and secure and will not be used for discriminatory purposes.

College Enrollment Status

As of July 01, 2024, I will have the following college enrollment status: ?

First-time student in college (after leaving high school) ▼

College Enrollment Status

As of July 01, 2024, I will have the following college enrollment status: ?

Enrolling in high school (or lower grade) and college at the same time ▼

EDUCATION

Select an option for **Current or Most Recent High-School Attended** and a **State**, then begin entering the name of your high school.

A list of name matches will appear. **Select your school from the list.**

Current or Most Recent High-School Attended [?]

I attended high school. ^v

Country [?]

United States of America (the) ^v

State [?]

California ^v

Enter the name or city of the last school or homeschool you attended. Then make a selection from the list. [?]

North High


Displaying 8 of 70 matches. Keep typing to narrow down search results.

[My school is not in the list](#)

[North High Manteca](#)

[Agape North Highlands](#)

North High Torrance



CITIZENSHIP/MILITARY

Citizenship/Military

Your responses will be kept private and secure and will not be used for discriminatory purposes.

Citizenship & Immigration

This information will be used for admissions and state reporting purposes. Your responses will be kept private and secure, and will not be used for discriminatory purposes.

Citizenship & Immigration Status ?

-- Select Status --

-- Select Status --

U.S. Citizen

Permanent Resident

Temporary Resident / Amnesty

Refugee / Asylee

Student Visa (F-1 or M-1)

Other

-- Select Status --

Are you a Permanent Resident or Visa Holder?

Please have the following information ready:

- Alien Registration Number or Visa Type
- Issue Date & Expiration Date

Undocumented Student?

Select “Other,” then check the box for “No documents”

Are you a Veteran or child of a Veteran, on Active Duty, etc.?

Please have the following information ready:

- Military member’s State of Legal Residence
- Military member’s Home of Record
- Date of Discharge (if applicable)
- Type of Discharge (if applicable)

RESIDENCY

Answer all
Residency
questions as
they apply to
you.

**Answer these
questions
carefully!**

Note the stated
date for
California
Residence and
Out-of-State
Activities
questions.

Residency

Your responses will be kept private and secure and will not be used for discriminatory purposes.

California Residence

Has your parent or guardian lived in California continuously since
June 16, 2022? [?](#)

☐ Yes ☐ No

Out-of-State Activities

As of June 16, 2022, has your parent or guardian engaged in any of the
following activities? Check each activity that applies.

- ☐ Taxes were paid outside of California [?](#)
- ☐ Registered to vote outside of California [?](#)
- ☐ Declared residency at a college or university outside of California [?](#)
- ☐ Filed for a lawsuit or divorce outside of California [?](#)

Special Residency Categories

Are you homeless now or have you been homeless at any time during
the past 24 months? [?](#)

☐ Yes ☐ No

Have you ever been in **court-ordered foster care**? [?](#)

☐ Yes ☐ No

Save

Continue



NEEDS & INTERESTS

Select any options that apply to you or in which you are interested.

Needs & Interests

This information you provide on this page will not be used in making admission decisions and will not be used for discriminatory purposes.

Main Language

Are you comfortable reading and writing English?

☐ Yes ☐ No

Financial Assistance

Are you interested in receiving information about money for college?

☐ Yes ☐ No

Are you receiving TANF/CalWORKs, SSI, or General Assistance?

☐ Yes ☐ No

Athletic Interest

Are you interested in participating in a sport while attending college? ⓘ

(Your response does not obligate you in any way. To be eligible to participate on an intercollegiate team, you must be enrolled in at least 12 units.)

- ☐ Yes, I am interested in one or more sports, including the possibility of playing on an [intercollegiate team](#).
- ☐ Yes, I am interested in [intramural or club sports](#), but not in playing on an intercollegiate team.
- ☐ No, I am not interested in participating in a sport (beyond taking P.E. classes).

Programs & Services

Check the programs and services in which you are interested. (Not all college campuses offer every program and service listed.)

- ☐ Academic counseling/advising
- ☐ Basic skills (reading, writing, math)
- ☐ CalWorks
- ☐ Career planning
- ☐ Child care
- ☐ Counseling - personal
- ☐ DSPS - Disabled Student Programs and Services
- ☐ EOPS - Extended Opportunity Programs and Services
- ☐ ESL - English as a Second Language
- ☐ Health services
- ☐ Housing information
- ☐ Employment assistance
- ☐ Online classes
- ☐ Re-entry program (after 5 years out)
- ☐ Scholarship information
- ☐ Student government
- ☐ Testing, assessment, orientation
- ☐ Transfer information
- ☐ Tutoring services
- ☐ Veterans services

Save

Continue



DEMOGRAPHIC INFORMATION

Information collected here is for summary demographic purposes only.

For Gender (**not required**), select the option with which you best identify or “Decline to State.”

Answer if you have dependents and select your parents’ or guardians’ highest levels of education (**required**), and one or more race/ethnicity (**not required**).

Demographic Information

Gender

Gender in this context, means a person’s sex, or a person’s **gender identity** and **gender expression**. [?](#)

Gender [?](#)

-- Select Gender --

Dependents

Do you have a child or children under the age of 18 who will receive more than half their support from you?

☐ Yes ☐ No

Parent/Guardian Educational Levels

Regardless of your age, please indicate the education levels of the **parents and/or guardians who raised you**. [?](#)

Parent or Guardian 1 [?](#)

-- Select Education Level --

Parent or Guardian 2 [?](#)

-- Select Education Level --

Race/Ethnicity

Per U.S. Department of Education guidelines, colleges are required to collect this data.

Check the box below if you identify as Hispanic or Latino. If you indicate that you are Hispanic or Latino, you will have the option to select more specific ancestry groups.

Are you Hispanic or Latino?

☐ Yes ☐ No

Check all of the ethnicity, nation, and ancestry groups that you identify with. When you select a major ethnicity group, you will have the option to select more specific ancestry groups. Select all that apply.

- ☐ Asian
- ☐ American Indian or Alaska Native
- ☐ Black or African American
- ☐ Native Hawaiian or Other Pacific Islander
- ☐ Middle Eastern or North African
- ☐ White

Save

Continue



SUPPLEMENTAL QUESTIONS

Question 1 is optional,
Questions 2-5 are required.

Supplemental Questions

1. How do you plan to take classes? Choose one

- ☐ In-person only
- ☐ Online only
- ☐ It doesn't matter, I have no preference.

2. Are you someone impacted by the justice system (ex. formerly incarcerated, system-impacted, detained juvenile)?

☐ Yes ☐ No

3. Have you experienced barriers in finding employments?

☐ Yes ☐ No

4. Have you encountered barriers in securing housing?

☐ Yes ☐ No

5. Do you need access to legal services?

☐ Yes ☐ No

SUBMISSION

Click the **Review My Application** button to view your responses and confirm your application for admission is complete and accurate.

No changes can be made after your application is submitted.

Select an option for consent to release information. Information released for data reporting and research purposes only.

Submission

Review Your Responses

[Save as PDF](#)

We recommend that you review your responses to ensure you've provided complete and accurate information.

[Review My Application](#)

Request for Consent to Release Information

I authorize the Chancellor's Office, California Community Colleges, and the community colleges I am attending to release necessary personal information contained in my education records, including my Social Security number, for the purposes described below. To learn more about how your personal information is stored and used, see the [Privacy Policy](#).

- To federal or state agencies to evaluate jointly administered programs or to comply with reporting requirements;
- To data matching services to measure student success in transferring to four-year colleges or universities;
- To colleges, universities, or government agencies to promote outreach to students and to enhance transfer;
- To the California Student Aid Commission to facilitate the award of financial aid; and
- To organizations or agencies assisting the Chancellor's Office or the community colleges you attend with research and analysis.

☐ I consent

☐ I do not consent

SUBMISSION

Lastly, click these checkboxes to electronically sign your application, then click the **Submit My Application** button at the bottom.



Submit My Application

Submit Your Application

You are about to submit your application to El Camino College.
NO CHANGES can be made to your application once it is submitted.

California state law* allows you to submit your application and residency information online with an electronic signature verification. Your completion of this page will provide the necessary verification for electronic submission. The security and privacy of the information in your submitted application are protected as described in the CCCApply Privacy Policy.

* Section 54300 of subchapter 4.5 of chapter 5 of division 6 of title 5 of the California Code of Regulations.

☐ By Checking here, I, [Name of Student], declare that: ⓘ

- All of the information in this application pertains to me.
- Under penalty of perjury, the statements and information submitted in this online admission application are true and correct.
- I understand that falsification, withholding pertinent data, or failure to report changes in residency may result in District action.
- I understand that all materials and information submitted by me for purposes of admission become the property of El Camino College.

☐ By Checking here, I, [Name of Student], acknowledge understanding that: ⓘ

- Federal and state financial aid programs are available and may include aid in the form of grants, work study, and/or any available student loans. I am aware that I may apply for assistance for up to the total cost of my education including enrollment fees, books & supplies, transportation, and room and board expense.
- I may apply for financial assistance if I am enrolled in an eligible program of study (certificate, associate degree, or transfer), and may receive aid if qualified, regardless of whether I am enrolled full-time or part-time.
- Financial aid program information and application assistance are available in the financial aid office at the college. The application is also available on-line.

Note: CCCApply will provide links to financial aid information and applications after you submit this application. You can also find financial aid information at www.icanaffordcollege.com, and on most college websites.

CONFIRMATION

This screen confirms that you have successfully submitted an application for admission!

Both your **CCCID** and **Confirmation Number** are displayed, but **neither are your El Camino College Student ID Number.**

Great Job, First Name!

Your application was submitted.
You're almost done.

Continue your journey at El Camino College.

Confirmation

Brian, your application for admission has been submitted to El Camino College.

Name	[Name of Student]
CCCID	<u>CXB1234</u>
College	El Camino College
Term	Summer Term 2024
Email	personalemail@gmail.com
Date & Time	Today's Date & Time
Confirmation #	<u>12345678</u>

El Camino College
Admission:
16007 Crenshaw Blvd
Admissions & Records Office
Torrance, CA 90506
In-state phone: 310-660-3593 x3414
Out-of-state phone:
Fax:
Website: <http://www.elcamino.edu>

Snap a screenshot of this page for your records or [save a copy](#) of your application responses.

WHAT TO EXPECT

Right Away

- You will receive an email from California Community Colleges confirming your OpenCCC account (with **CCCID**) has been created
- You will receive an email from El Camino College Admissions & Records with your application **Confirmation Number** (8 digits, no letters)
- K-12 applicants will receive an additional email from El Camino College with information about **Dual Enrollment**

After **1-3 Business Days** *(excludes weekends and holidays)*

- You will receive a Welcome Email from El Camino College with your 7-digit **El Camino College Student ID Number** and **MyECC username and initial password**
 - Click the link to sign into **MyECC**, El Camino's online student portal. If you did not provide a SSN/TIN, you will need to complete a form to learn your 4-digit initial password.
 - You will be prompted to create a new password the first time you sign in. Keep your MyECC username and password in a safe place.
 - Access your **@elcamino.edu email address** in MyECC or at outlook.com/elcamino.edu

MULTI-FACTOR AUTHENTICATION

To provide an extra layer of security, **Multi-Factor Authentication (MFA)** is required for all El Camino College students and employees.

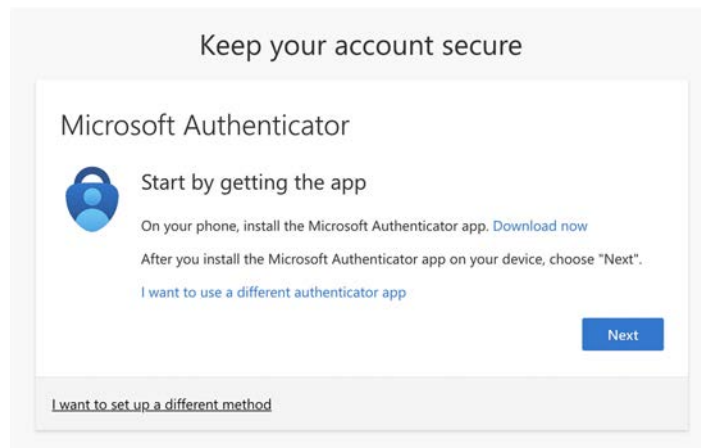
MFA is used to verify your account when using MyECC **from an off-campus location**.

Visit [El Camino's Multi-Factor Authentication page](#) and follow instructions to set up MFA.

Video instructions and Frequently Asked Questions about MFA are also available.

If you encounter any issues or have any questions, our ITS Help Desk is here to help!

- helpdesk@elcamino.edu
- (310) 660-6571



NEXT STEPS (K-12 STUDENTS)

- **Dual Enrollment**

K-12 students taking El Camino College classes before they graduate high school need to complete the **Steps for Dual Enrollment**. (Applying for admission is Step 1.)

Visit our Dual Enrollment website for support to register for traditional El Camino College classes as found in the Class Schedule (online or on-campus) or to enroll in classes offered in partnership with your high school.

- [Dual Enrollment in El Camino College Classes](#)
- [Dual Enrollment at Your High School](#)

NOTE: K-12 students do not complete the steps of financial aid, orientation, or educational planning on the next slide

NEXT STEPS (NEW COLLEGE STUDENTS)

- **Financial Aid**

Need help paying for college? Apply for financial aid by completing the [Free Application for Federal Student Aid \(FAFSA\)](#) or the [California Dream Act Application \(CADAA\)](#) online. (The school code for ECC is 001197)

- **Assessment**

Complete the **English and Mathematics Placement Survey** in [MyECC](#) (link available the **New STUDENT – START HERE** card). After you receive your placement, you can register for English/math courses. Chemistry Placement Tests are also offered by the [Warrior Welcome Center](#) (sign up online).

- **Orientation**

Familiarize yourself with El Camino College and its resources. The [Warrior Welcome Center](#) offers online and in-person New Student Orientations throughout the year.

- **Educational Planning**

Meet with an El Camino College counselor to complete an Educational Plan identifying what classes to take to achieve your educational goals. To schedule a counseling appointment, go to the [Counseling Appointments](#) page (requires MyECC username and password). For questions, contact the [Academic Counseling Office](#).

NEXT STEPS (ALL STUDENTS)

- **Register for Classes**

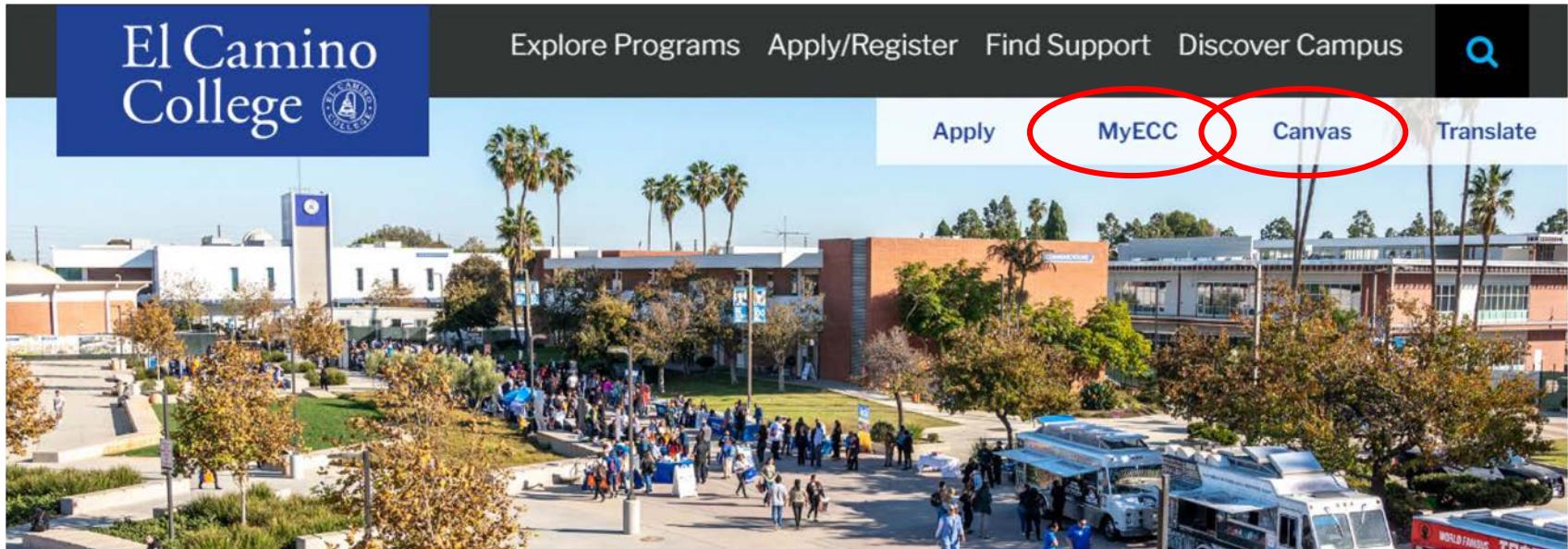
Register for classes using [MyECC](#). On the student dashboard, there is a **REGISTER FOR CLASSES** card with options to:

- View your **Registration Appointment** (you can register on or any time after the stated date and time)
- **Search for Classes** (search for class sections and add them to your schedule)
- **Register Here** (view your schedule and register/waitlist class sections)
- View **My Class Schedule** (shows your registered classes by term)

Pay fees online using the **PAYMENTS & FEES** card, click on **How Much Do I Owe?**

MYECC & CANVAS

Links to **MyECC** and **Canvas** can be found at the top of every www.elcamino.edu webpage, in case you need them.

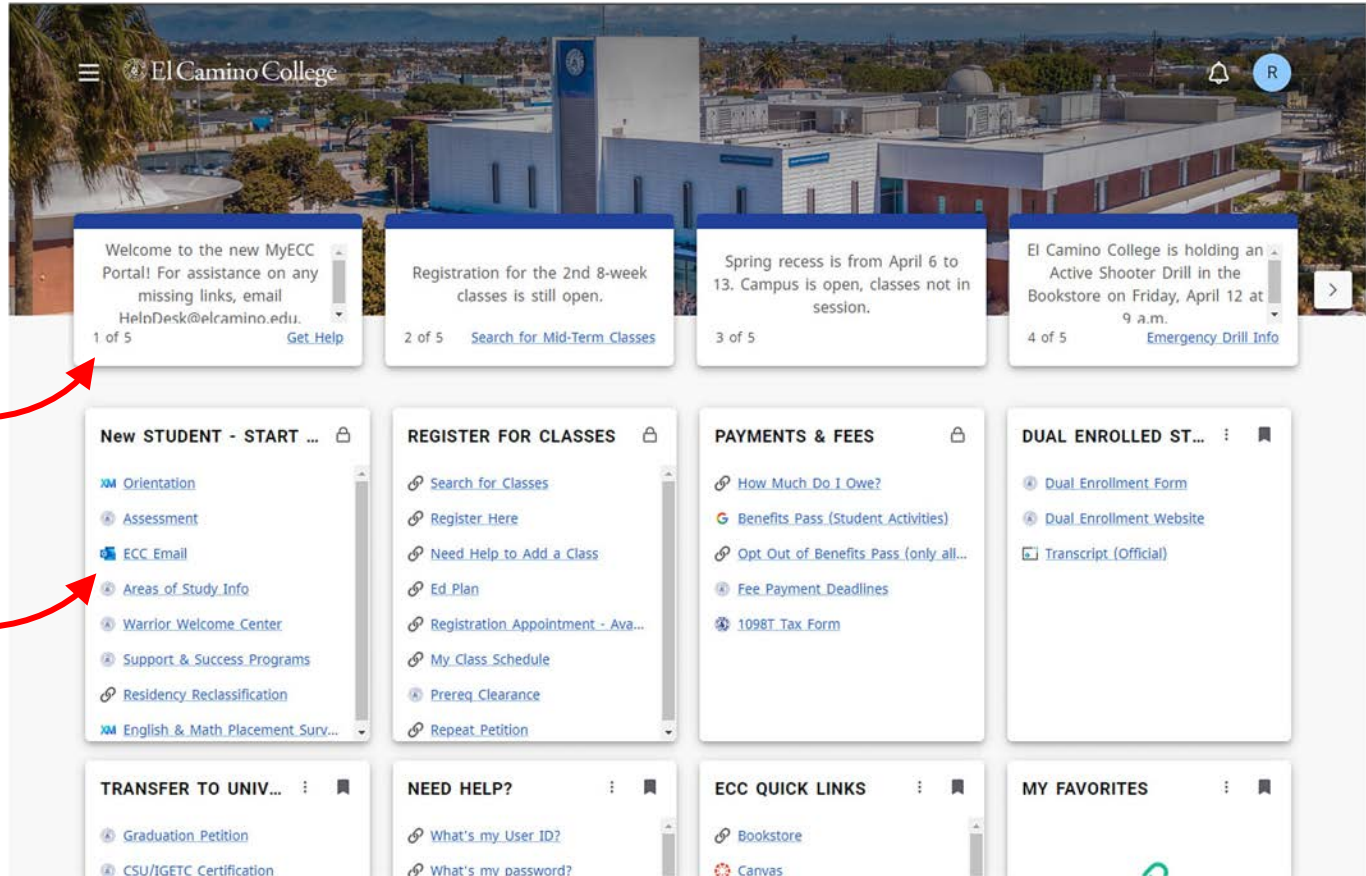


MYECC

A preview of El Camino College's new online student portal, [MyECC](#).

Important announcements are found on the top row.

Information is arranged on the dashboard using "cards." Some cards are locked while others can be re-arranged or customized.



APPLICATION SUPPORT

College Students

Warrior Welcome Center

The Warrior Welcome Center provides new, current, and returning college students guidance on completing the necessary steps to enroll at El Camino College.

Offers both on-campus and virtual online services (see website for hours).

Student Services Building, 1st Floor

www.elcamino.edu/welcome
welcomecenter@elcamino.edu

(310) 660-3405

Admissions & Records

For help with admission processes, applications, registration, residency, transcripts, and more.

Student Services Building, 1st Floor

www.elcamino.edu/admissions
admissionshelp@elcamino.edu

(310) 660-3593 Ext. 3414

K-12 Students

Dual Enrollment

We provide information and support for K-12 students to complete the Steps for Dual Enrollment.

www.elcamino.edu/dualenrollment
dualenrollment@elcamino.edu

(310) 660-3344