

El Camino College



Compton College

# Professional Development Day

Fall 2017




# Kristie Daniel–DiGregorio, Ph.D.

- ▶ ECC Academic Senate President



# Dena P. Maloney, Ed.D.

- ▶ Superintendent/President



El Camino College



Compton College

# Professional Development Day

Fall 2017





# State of the College Address

Celebrating Our Successes and Looking to the Future

# Student Success



**Rebecca**

South Bay Promise Student



# Accreditation Update




# Compton College Accreditation: The Process Forward

- ▶ Accreditation granted by ACCJC
- ▶ Community forums
- ▶ Quality Focus Essay
- ▶ Substantive Change Proposal
- ▶ Notification from ACCJC regarding Substantive Change Proposal (Fall 2018/Winter 2019)
- ▶ Compton College offers summer term under the authority of CCCD Summer 2019
- ▶ Partnership between ECCCD and CCCD is concluded Summer 2019



# Compton College Accreditation: Transition

- ▶ ECC/Compton Transition Team formed
- ▶ Subcommittees formed
- ▶ Compton District Recovery Plan
- ▶ Funding



# El Camino College Accreditation

## Fall 2017:

- ▶ Select Accreditation co-chairs and Standard Committee chairs
- ▶ Review and Select product for data gathering, workflow and documents for Accreditation

## Spring 2018:

- ▶ Attend training for Accreditation co-chairs and ALO
- ▶ Implement Accreditation Workflow program

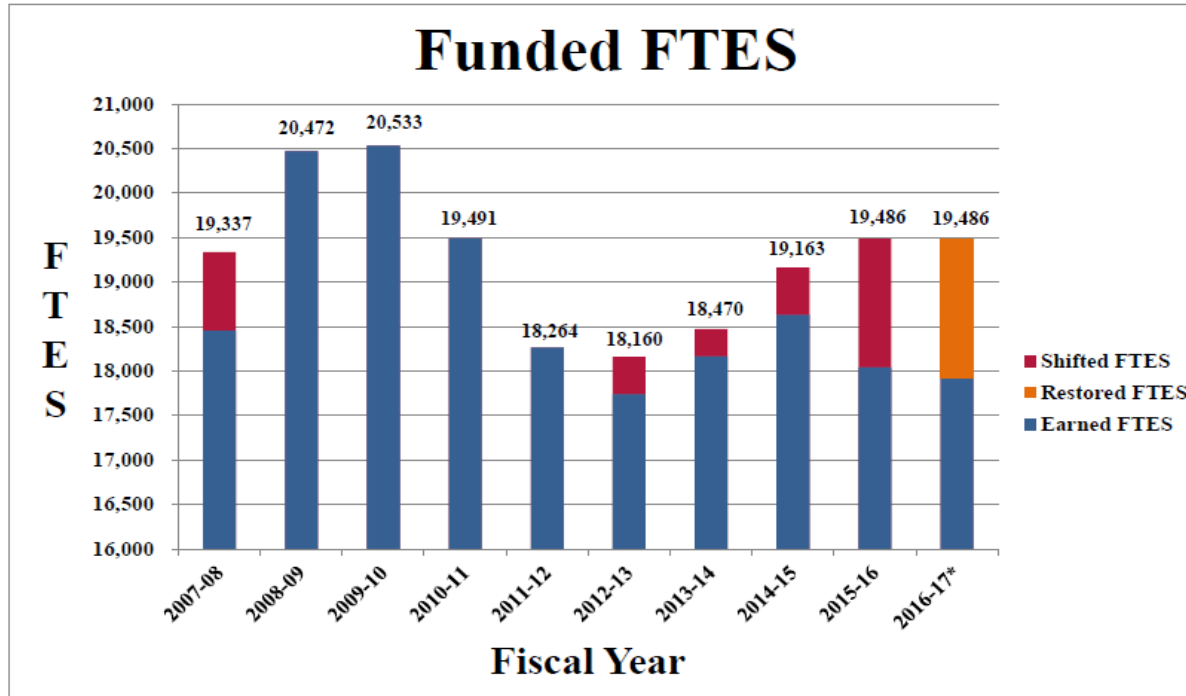




# Enrollment & Fiscal Update

# Enrollment Trends

## El Camino College 10-Year FTES Trend

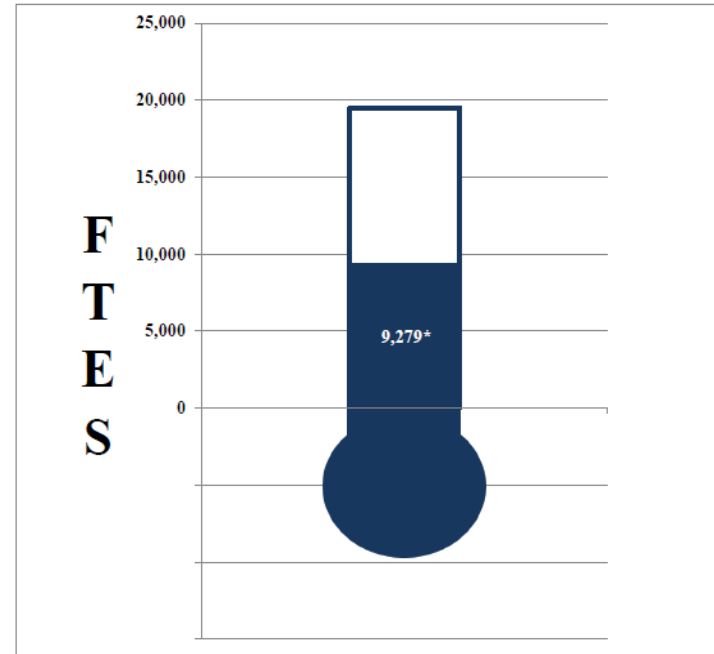


\*Stabilization Funding

# Enrollment Trends

## El Camino College FTES Goal Tracker – Fiscal Year 2017–2018

| TERM         | GOALS         | CURRENT      | DIFFERENCE      |
|--------------|---------------|--------------|-----------------|
| Summer 17    | 2,036         | 1,693        | (343)           |
| Fall 17      | 8,654         | 7,586        | (1,068)         |
| Winter 18    | 842           | -            | (842)           |
| Spring 18    | 7,978         | -            | (7,978)         |
| <b>Total</b> | <b>19,510</b> | <b>9,279</b> | <b>(10,231)</b> |

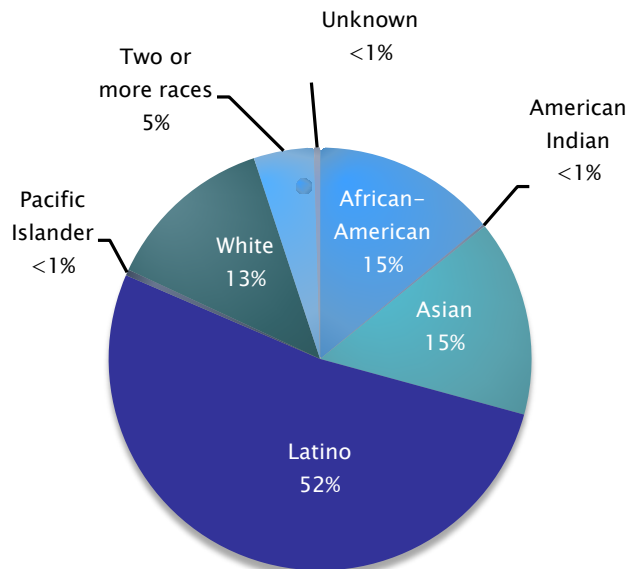


\* The current total FTES for summer 2017 and fall 2017. Winter and spring 2018 FTES calculations will be included once registration begins for the terms. The goal for the 2017-18 FY is 19,510 FTES.

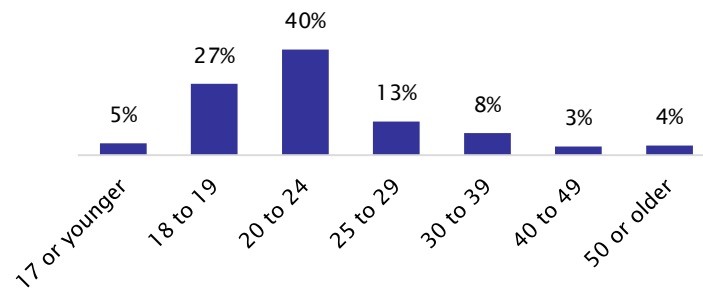
# ECC Student Body at a Glance

Fall 2016 Enrollment: 24,092

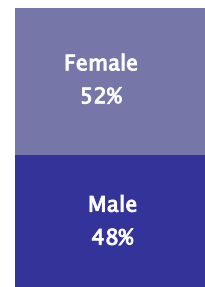
### Race/Ethnicity



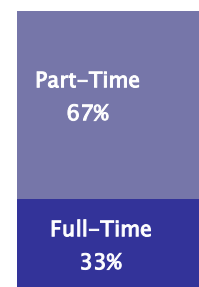
### Age



### Gender



### Enrollment Level



# ECC Entering Student Profile

51%



Percent of respondents indicated that neither parent has college experience

33%



Percent of respondents indicated that English was not their first language

## Educational Goal (choose all that apply)

Certificate

62%

Associate Degree

77%

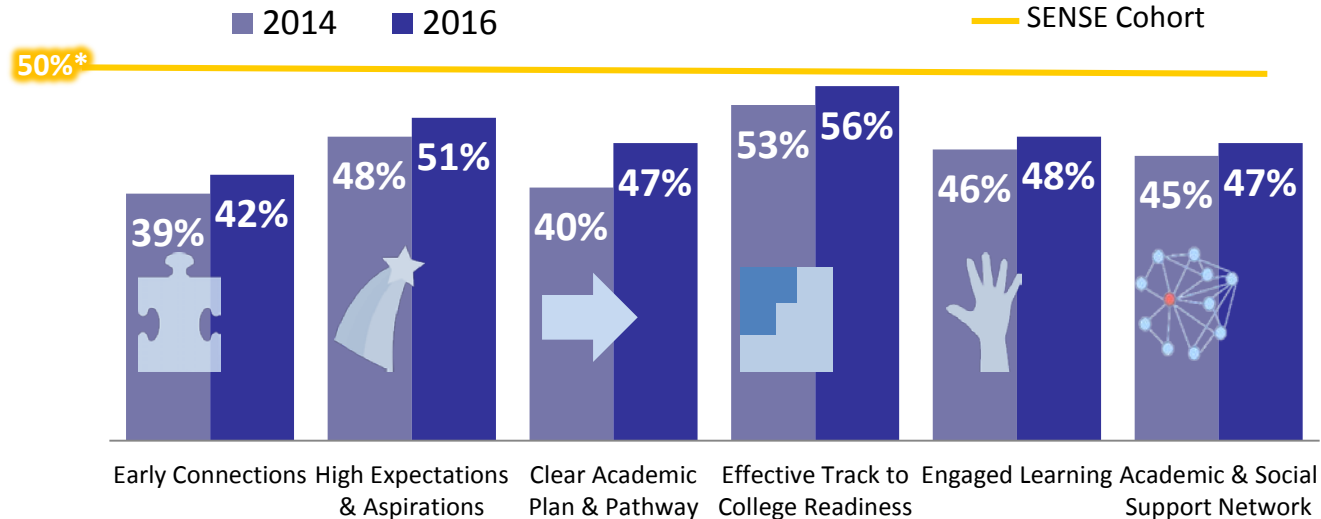
Transfer

94%



# Survey of Entering Student Engagement

## Benchmark Scores Compared to *SENSE* Cohort

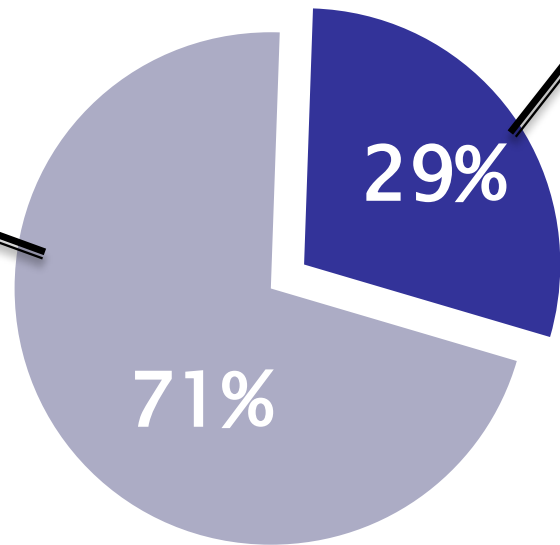


\* Each benchmark score is computed by averaging the scores on survey items that make up that benchmark. Benchmark scores are standardized so that the mean always is 50% and the standard deviation is 25%.

# Percentage of New ECC Students Unprepared for College

## Unprepared for College

Students' lowest course attempted in math and/or English was remedial level

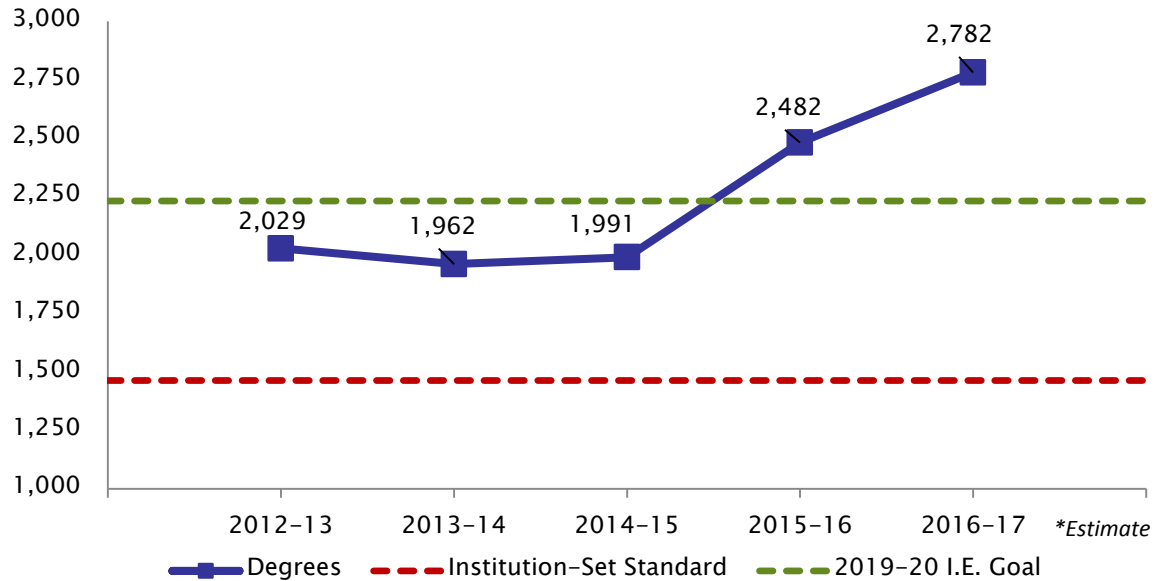


## College Prepared

Students' lowest course attempted in math and/or English was college level

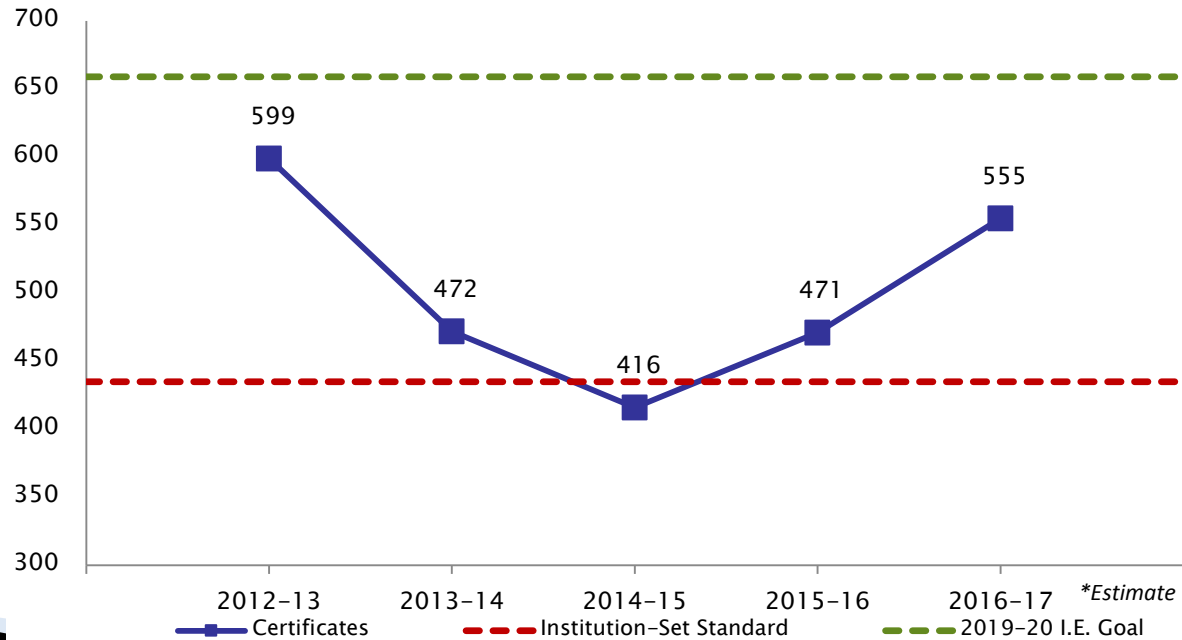
# El Camino College Degrees

## Five-Year Degree Trend

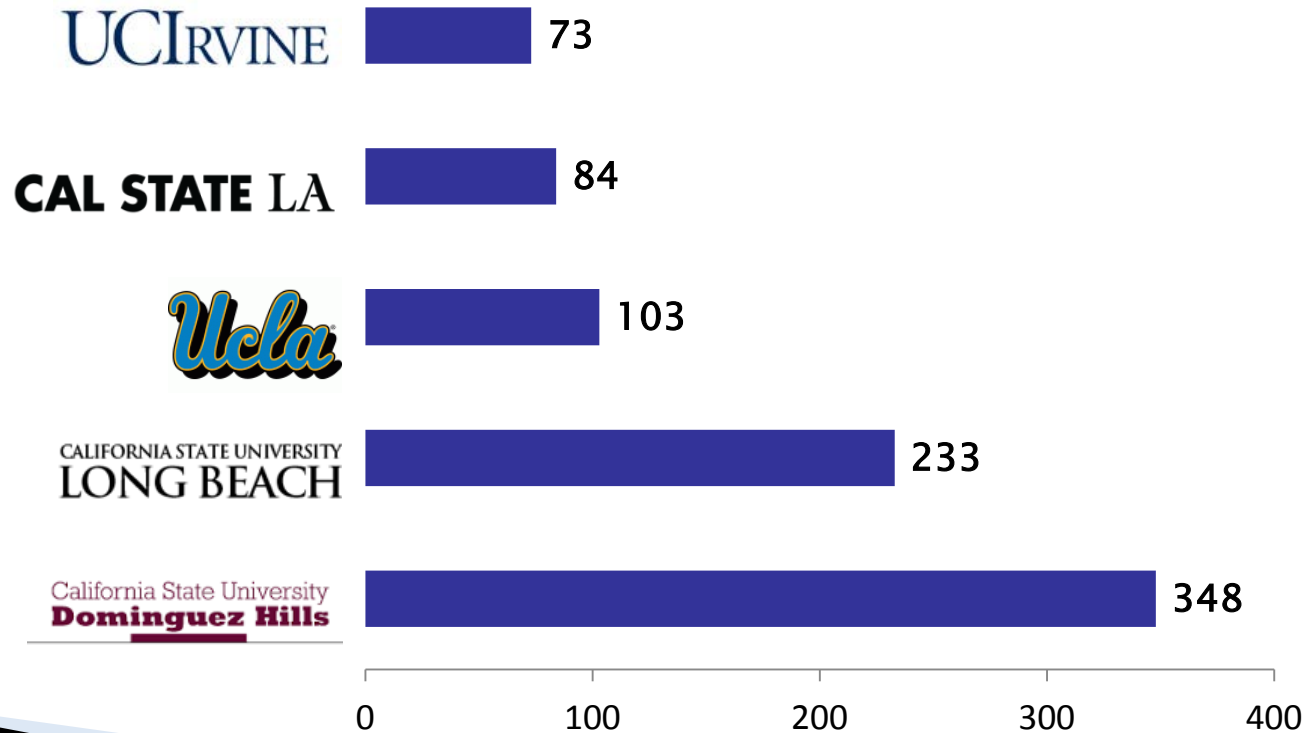


# El Camino College Certificates

## Five-Year Certificate Trend

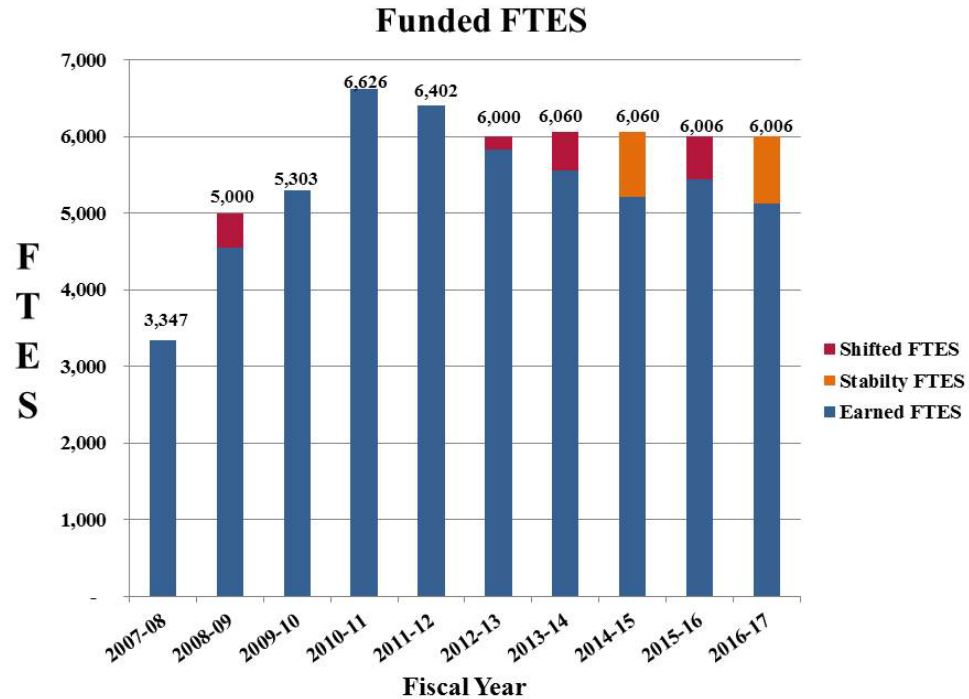


# El Camino College Top Transfer Destinations 2015–2016



# Enrollment Trends

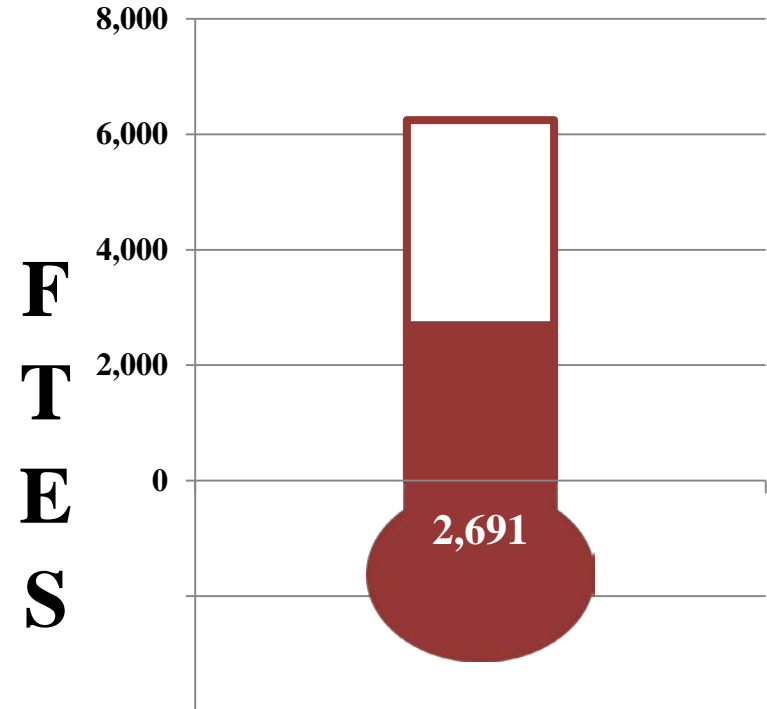
## Compton College 10-Year FTES Trend



# Enrollment Trends

## Compton College FTES Goal Tracker – Fiscal Year 2017–2018

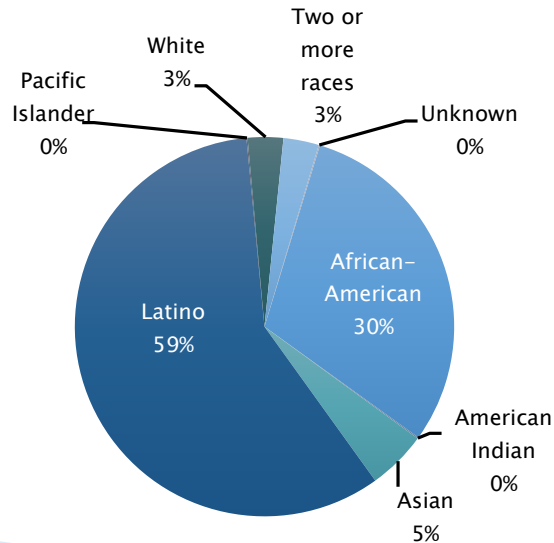
| TERM                     | GOALS        | CURRENT      | DIFFERENCE     |
|--------------------------|--------------|--------------|----------------|
| Summer 17                | 770          | 669          | (101)          |
| Fall 17                  | 2,487        | 2,022        | (465)          |
| Winter 18                | 259          | -            | (259)          |
| Spring 18                | 2,250        | -            | (2,250)        |
| Summer 18 (Shifted FTES) | 476          | -            | (476)          |
| <b>Total</b>             | <b>6,242</b> | <b>2,691</b> | <b>(3,551)</b> |



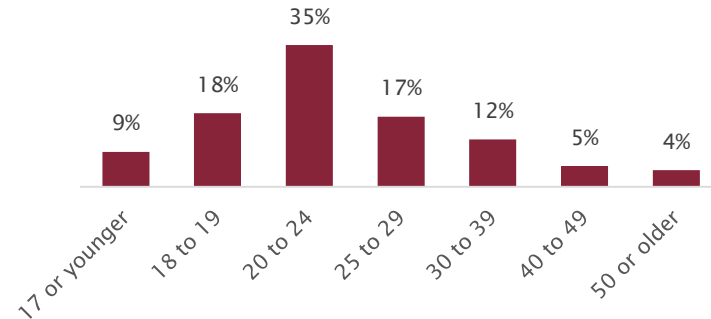
# Compton College Student Body at a Glance

Fall 2016 Enrollment: 7,548

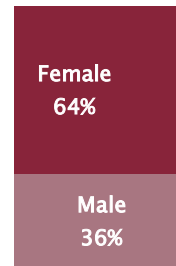
### Race/Ethnicity



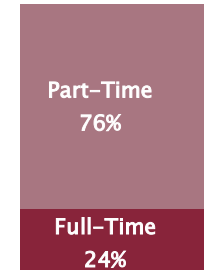
### Age



### Gender




### Enrollment Level






# Survey of Entering Student Engagement

## Compton College Entering Student Profile

70%  Percent of respondents indicated that neither parent has college experience

40%  Percent of respondents indicated that English was not their first language

### Educational Goal (choose all that apply)

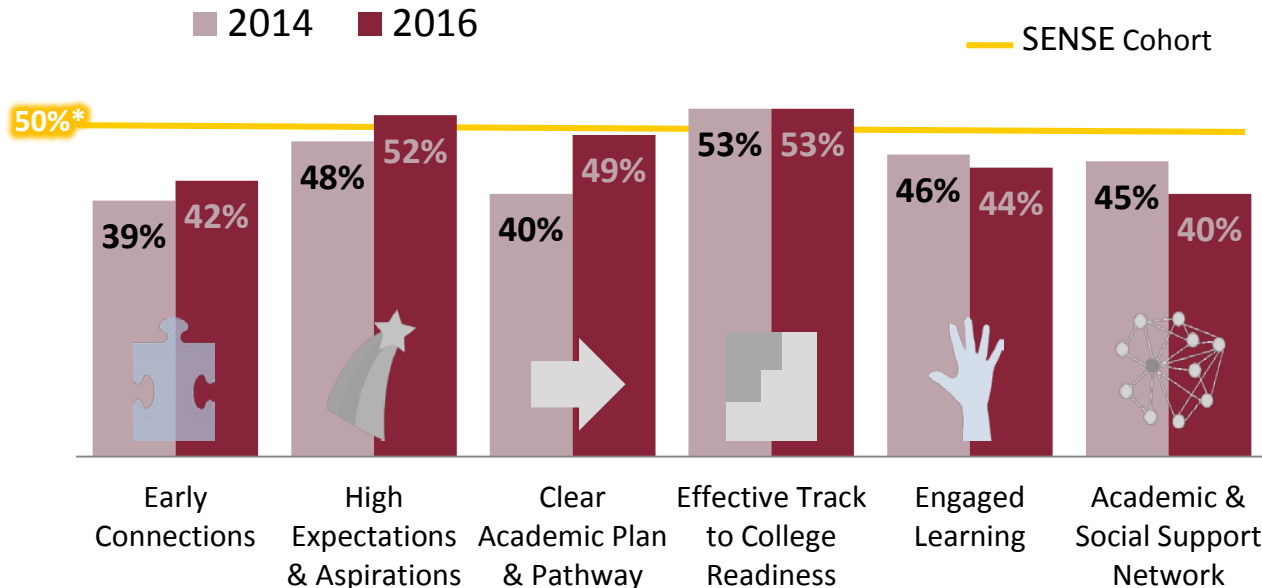
Certificate 57%

Associate Degree 82%

Transfer 86%

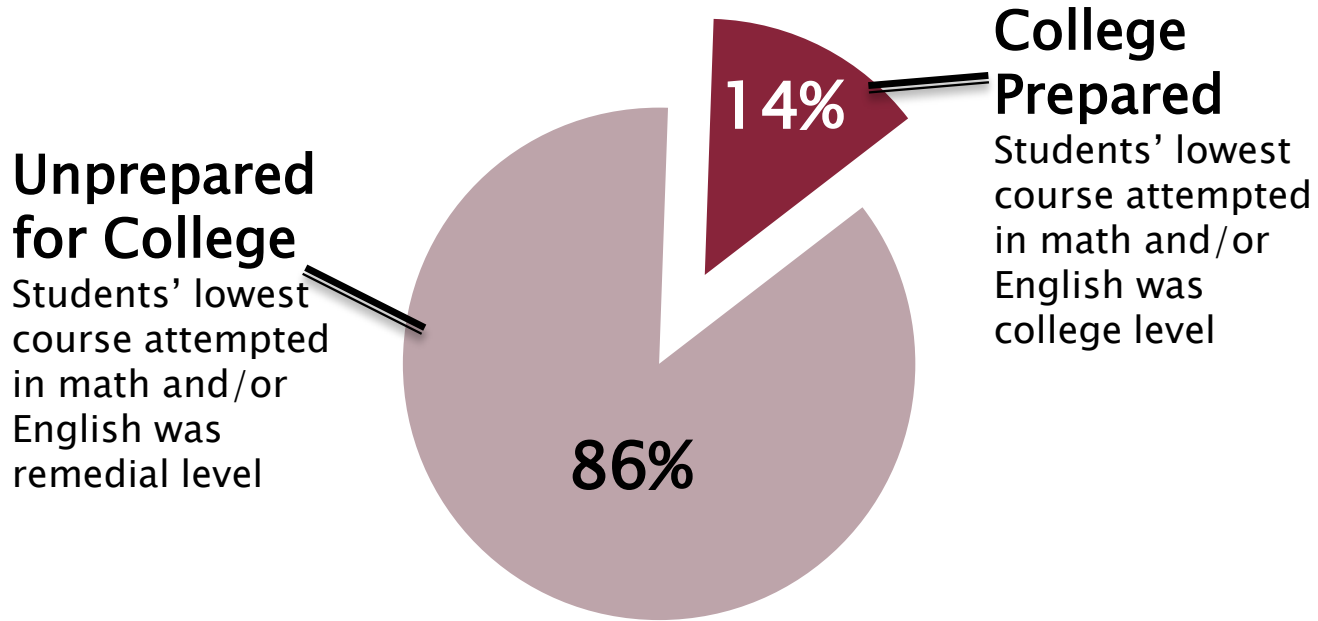
# Survey of Entering Student Engagement

## Benchmark Scores Compared to *SENSE* Cohort



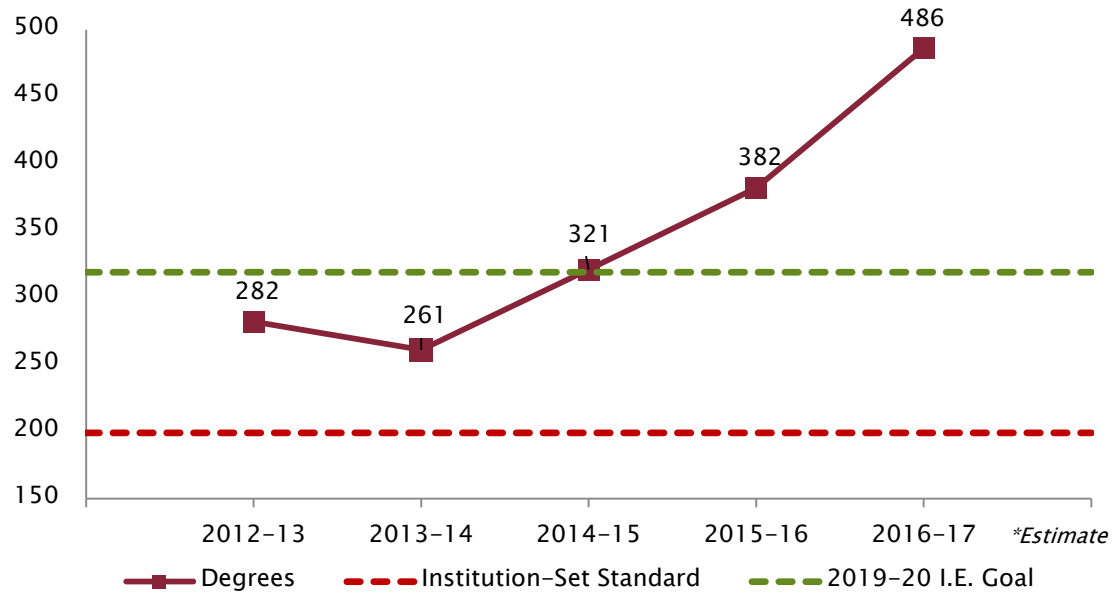
\* Each benchmark score is computed by averaging the scores on survey items that make up that benchmark. Benchmark scores are standardized so that the mean always is 50% and the standard deviation is 25%.

# Percentage of New Compton College Students Unprepared for College



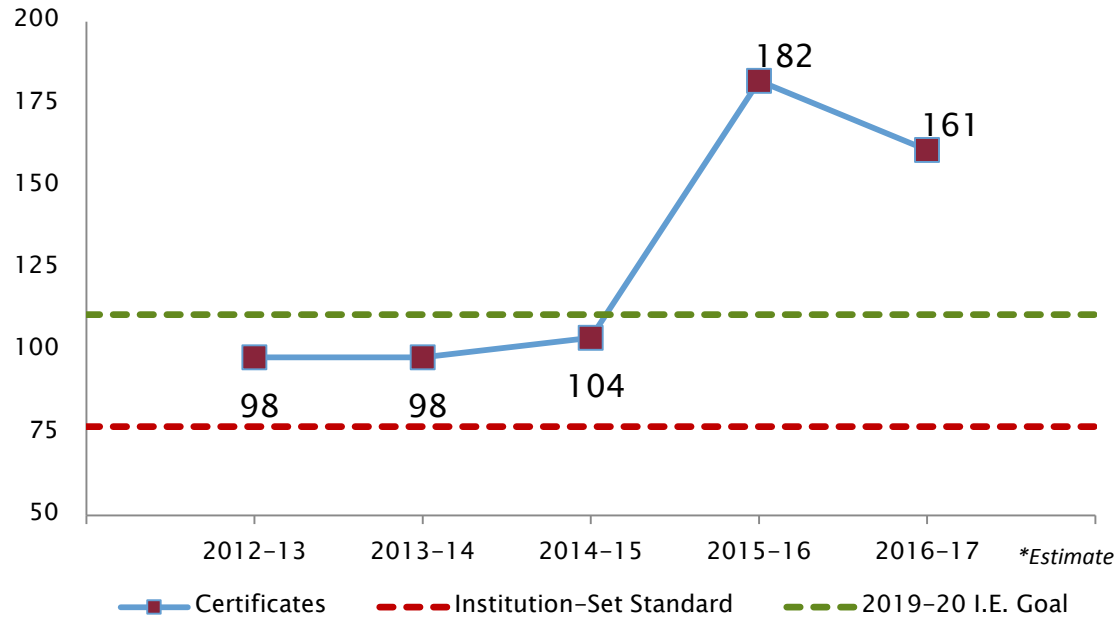
# Compton College Degrees

## Five-Year Degree Trend

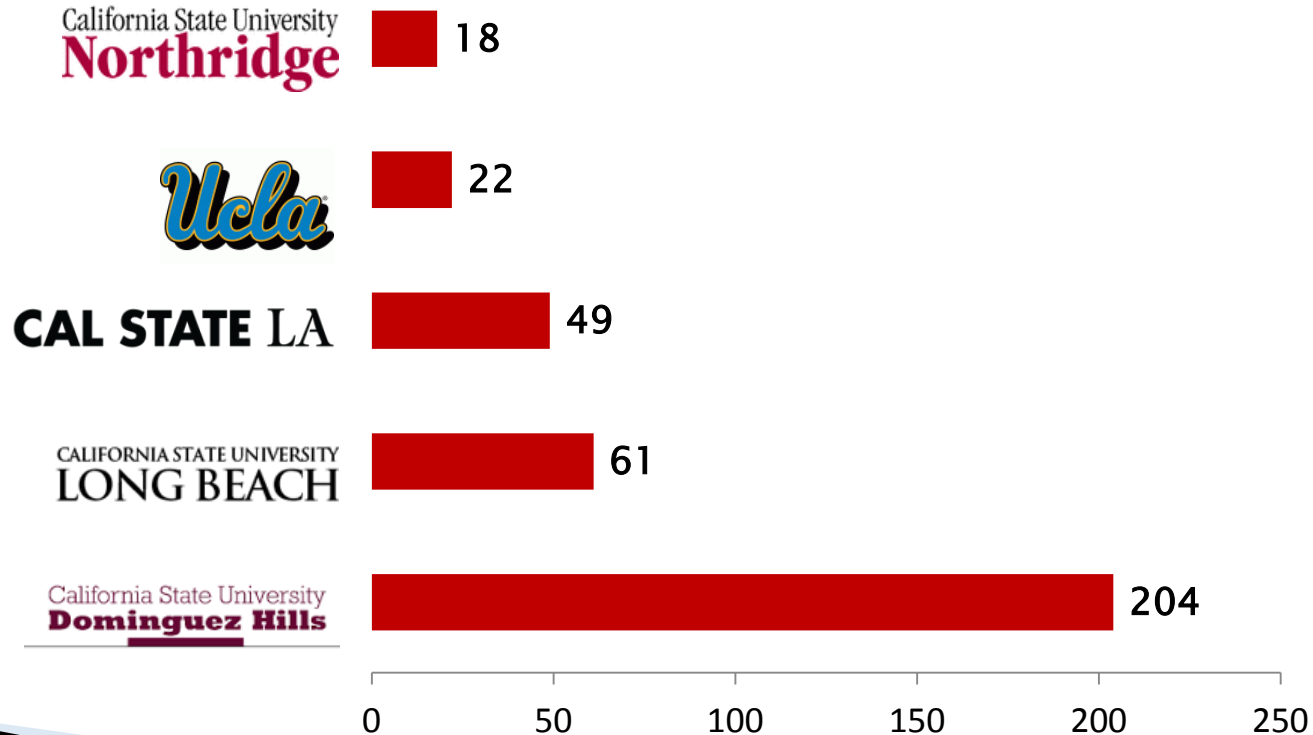


# Compton College Certificates

## Five-Year Certificates Trend



# Compton College Top Transfer Destinations 2015-16

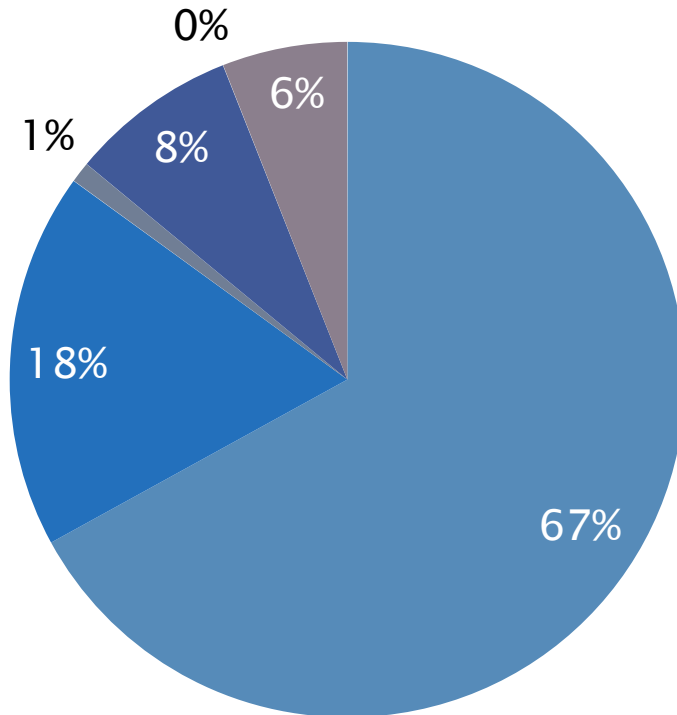




# Budget Trends

# 2016-17 Expenditures

General Fund Unrestricted



- Salaries (67%)
- Benefits (18%)
- Books, Supplies & Materials (1%)
- Contract Services & Operating Expenses (8%)
- Capital Outlay (0%)
- Other (6%)





## Budget Trends

- ▶ Budget assumptions include generating 19,612 FTES in 2017–18
- ▶ 1.56% COLA
- ▶ 2.78% increase to base apportionment (which is being deficated by 1.47%)
- ▶ Beginning Uncommitted Fund Balance of \$21,567,620
- ▶ Ending Fund Balance of \$18,897,293
- ▶ Planning and Budget Committee budget reviews
- ▶ College Council budget presentation
- ▶ Board of Trustees Budget Workshop on September 5, 2017
- ▶ Board of Trustees Budget Hearing on September 5, 2017 during Board meeting



# Strengthening Connections

## Community Partnerships and Support

# Community Advancement

## Business Training Center Workforce Training

- ▶ 1,523 employees trained at 48 companies
- ▶ Newest companies include – Virgin Galactic and Hyperloop Technologies

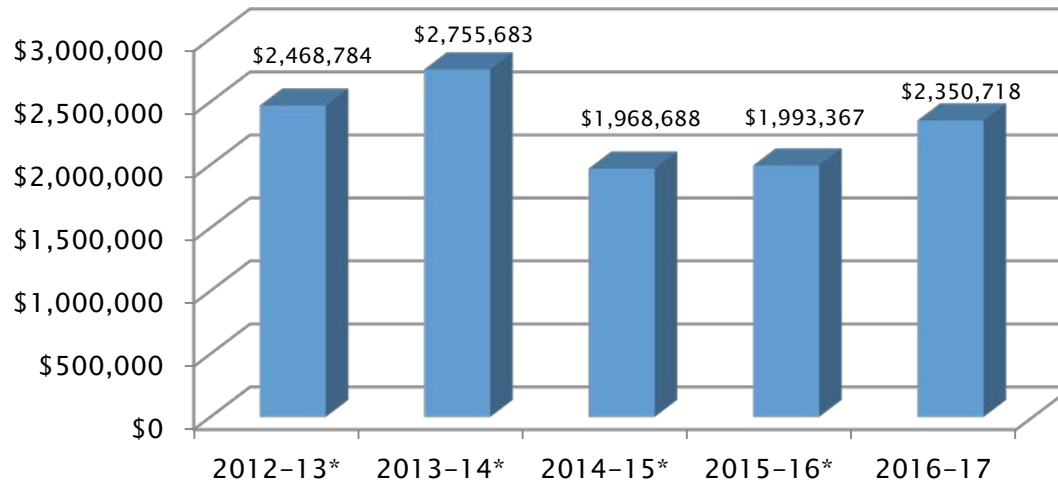
## Small Business Development Center

- ▶ 725 businesses/entrepreneurs served
- ▶ 196 jobs created or retained
- ▶ 157 workshops
- ▶ 65 startups
- ▶ Access to capital \$9.2 million
- ▶ \$8.3 million of increased sales



# El Camino College Foundation

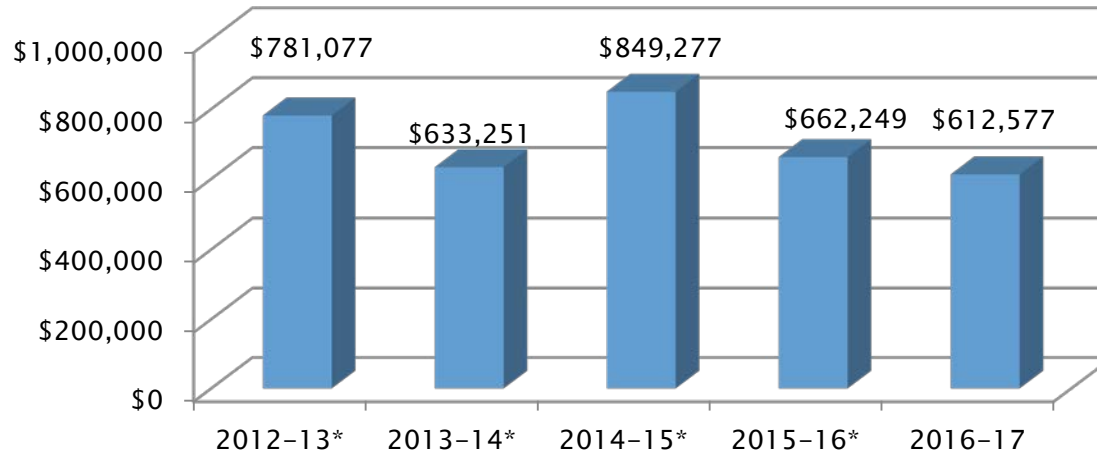
## Annual contributions for fiscal years 2012 – 2017



\*Based on audited financials

# El Camino College Foundation

## Annual scholarship awards for fiscal years 2012 – 2017



\*Based on audited financials



# Facilities Update

# Facilities Update



Lots F & C will be open for the fall semester – 3,127 parking spaces!

# Facilities Update



**Pool/Classroom Complex** – in design phase  
Anticipated completion in 2020



**Gymnasium** – under construction  
Anticipated completion in 2018



# Facilities Update



**Administration Building –**  
Will be in construction 2017–2018



**Student Services Center – under construction**  
Anticipated completion in 2018



# New Initiatives



## 2017–18 Initiatives

- ▶ Strong Workforce Program
- ▶ Guided Pathways
- ▶ Basic Skills Transformation
- ▶ Regional Public Safety Training and Education
- ▶ Process Improvement
- ▶ South Bay Promise Expansion



## Guided Pathways Steering Committee Members:

Jose Anaya

Renee Galbavy

Irene Graff

Melissa Guess

Cesar Jimenez

Shimonee Kadakia

Lars Kjeseth

Scott Kushigemachi

Chih Lew

Cindy Lopez

Arturo Martinez

Gloria Miranda

Cynthia Mosqueda

Dipte Patel

Berkeley Price

Virginia Rapp

Valencia Rayford

Idania Reyes

Joshua Rosales

Jean Shankweiler

Jason Suarez

Lori Suekawa


Darrell Thompson


Rex Wells

Juliann Wolfgram

Janet Young

# South Bay Promise





El Camino College



Compton College

**Have a very successful year!**  
Celebrating Our Successes and Looking to the Future

