

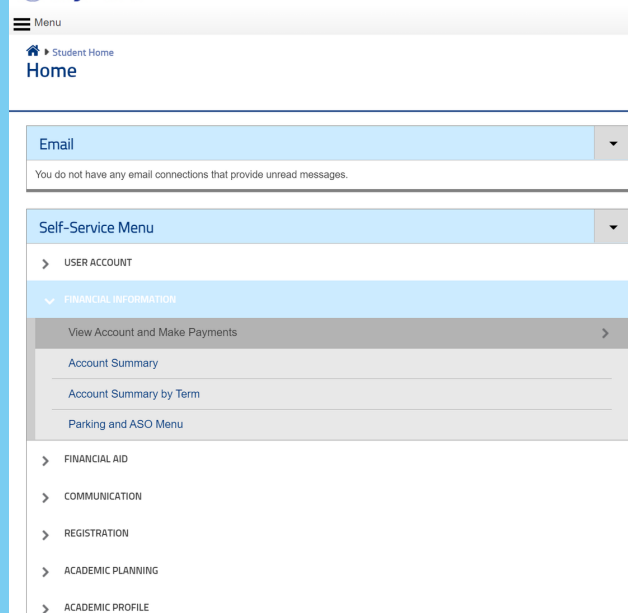
PAYING STUDENT FEES

Through My ECC



ONCE LOGGED INTO MY ECC

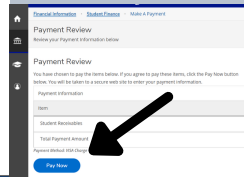
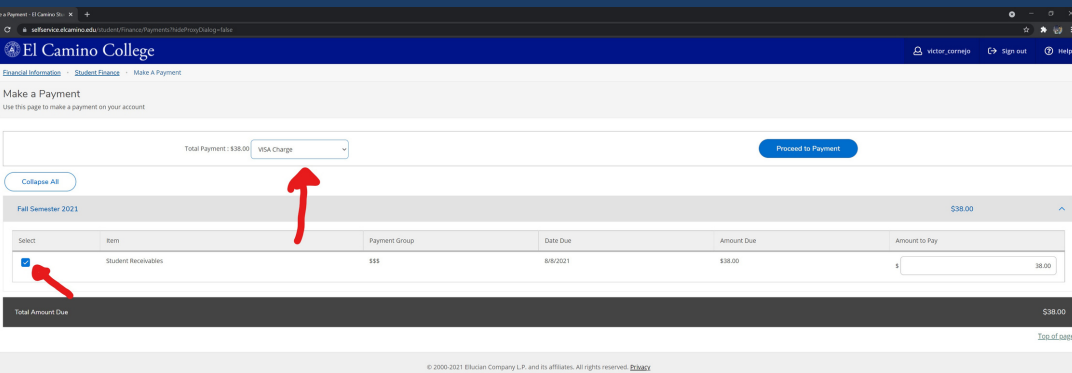
Under the self-service menu first click 'Financial Information' & then click on 'View Account and Make Payments'



ONCE ON PAYMENT PAGE

Select box corresponding to fee & select payment method then click on the 'Proceed to Payments' button.

Then click 'Pay Now' on the following page.



Official Payments has changed its name to ACI Payments, Inc



MyECC

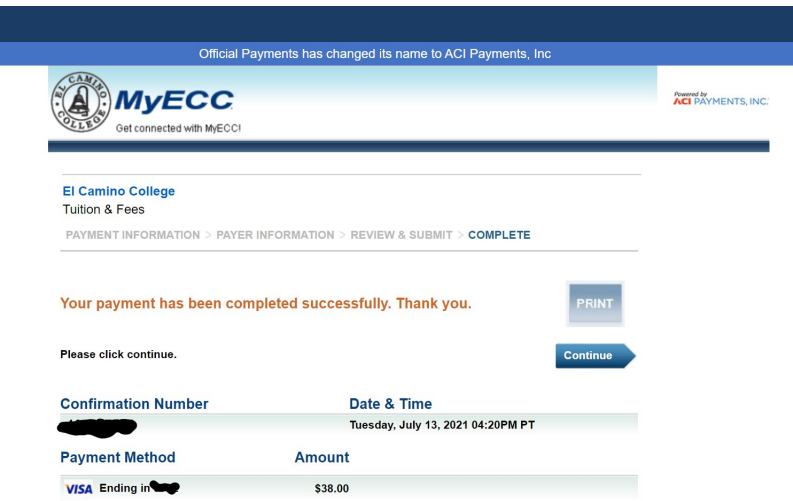
Get connected with MyECC!

You will then input this information & click 'submit'

El Camino College
Tuition & Fees



PAYMENT INFORMATION > PAYER INFORMATION > REVIEW & SUBMIT > COMPLETE



YOU WILL KNOW YOUR FEES ARE PAYED WITH THE FOLLOWING:

Payment Confirmation Page & 'No account balance to pay' message on payment page

El Camino College

[Financial Information](#) · [Student Finance](#) · [Make A Payment](#)

Make a Payment

Use this page to make a payment on your account

No account balance to pay.

© 2000-2021 Ellucian Company L.P. and its affiliates. All rights reserved. [Privacy](#)

Good luck this semester!

