


# SCAN TO PRINT



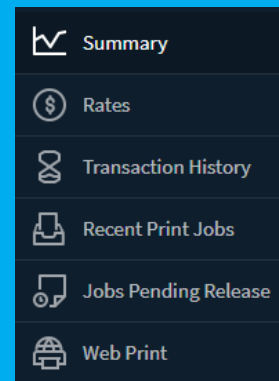
OR VISIT: [PRINT.ELCAMINO.EDU](http://PRINT.ELCAMINO.EDU)

1



Log in with your ECC email & password

Click on **“Web Print”** and then **“Submit a Job”** to upload your document



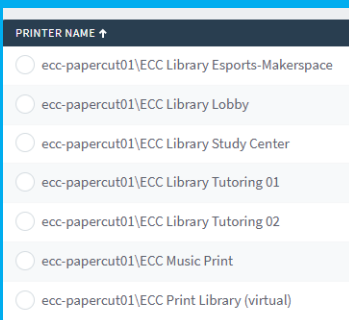
2

Select a printer

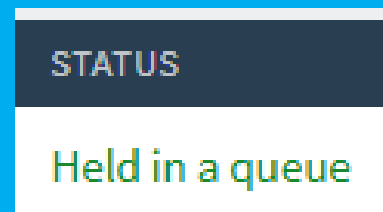
Choose number of copies

\*printing from your own device defaults to double-sided prints

3



Click on **“Held in queue”** and then **“Print”** to release your print job



4